



IOM - OIM



UNITY

Village Assessment Survey County Profiles



VILLAGE ASSESSMENT SURVEY COUNTY PROFILES

UNITY

2012 -2013

Koch

Leer

Panyijar

Rubkona

Mayiendit

Guit



The Village Assessment Survey (VAS) has been used by IOM since 2007 and is a comprehensive data source for South Sudan that provides granular data from 30 priority counties with the aim of informing reintegration assistance around basic services and infrastructure, livelihoods, land and shelter, WASH, education, health, and protection.

The most recent VAS represents IOM's largest effort to date and after consultations with the Government of South Sudan Relief and Rehabilitation Commission (RRC), UN agencies, and state-level partners, 30 priority counties were identified for the assessment. These comprise of 871 bomas, 197 payams, 468 health facilities, and 1,277 primary schools. There was a particular emphasis on assessing payams outside state capitals, where comparatively fewer comprehensive assessments have been carried out. IOM conducted the VAS in priority counties that represent an estimated 72% of the returnee population.

Methodology

The data presented are the results of four integrated questionnaires. At the boma level, a Boma Questionnaire gathered data in relation to basic services and socioeconomic conditions from boma committees, composed of the boma chief, as well as representatives of the youth, women, and returnees.

In bomas where the Boma Questionnaire was being administered, separate Health and Education Technical Questionnaires were also distributed to healthcare workers and education administrators in order to capture specific data on the level of capacity and structure of public services provided to the boma.

At the payam level, a Payam Authority Questionnaire was distributed to senior payam officials for an additional source of data and for comparison with the boma level responses. All of these research instruments supply triangulated sources of information, as they are independent verifications of information collected at the boma and payam level.

Selection Process and Data Analysis

State capitals were excluded from the assessment due to the fact that these had already been the subject of previous studies. Likewise, payams within state capitals were not surveyed while those outside the capital were included. In consultation with the RRC, UN agencies, and state-level partners, counties not previously considered were identified for the assessment.

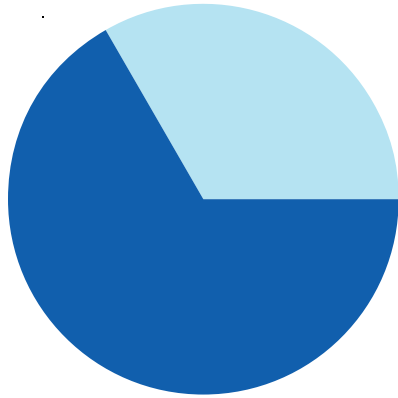
Guide to Booklets

As a guide to reading the tables, please note that entries with a dash (-) indicate an absence of data while entries with a zero (0) indicate a total of zero responses.

COUNTY PROFILE

KOCH, UNITY

County Population Information



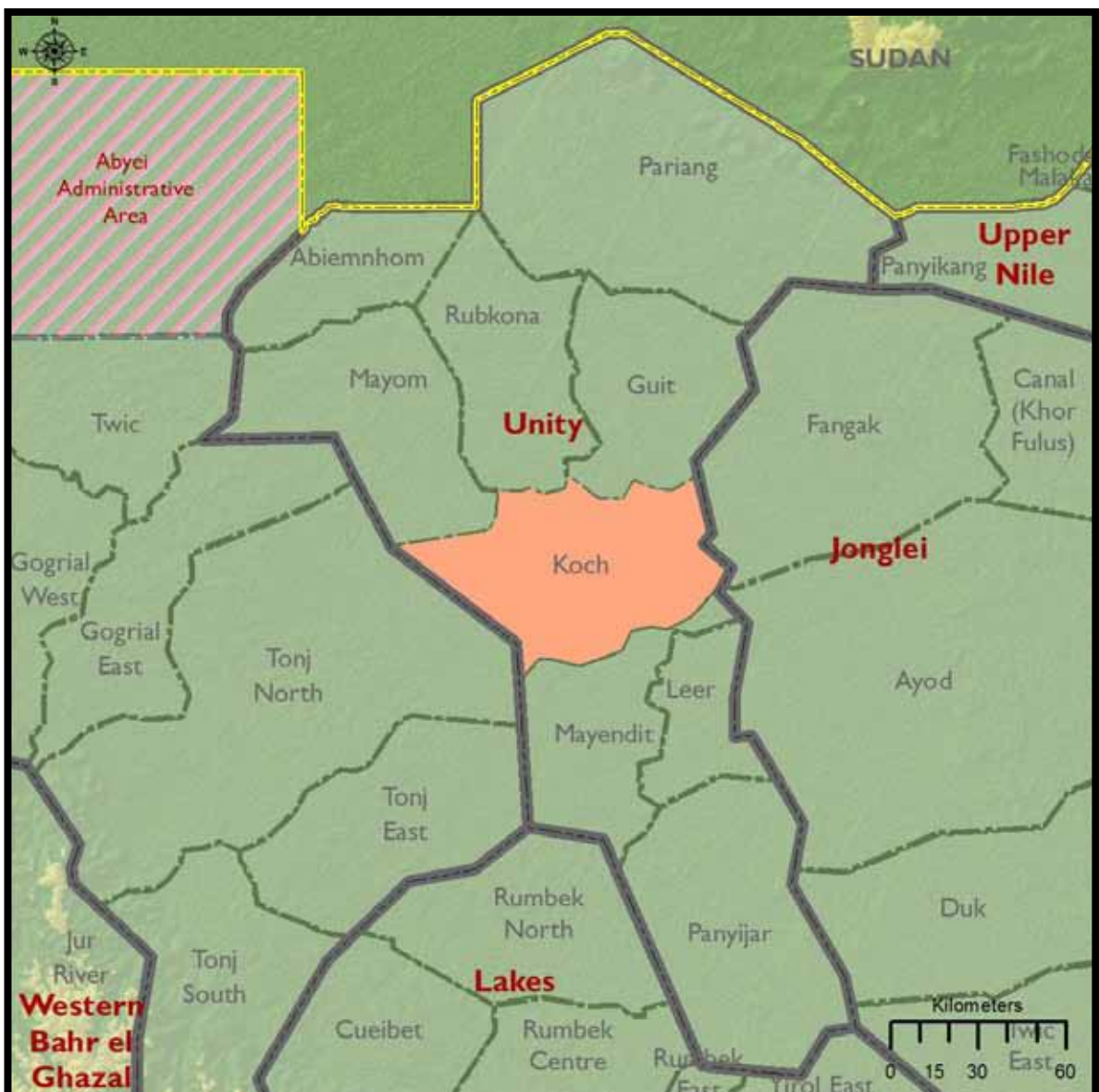
■ Current (2012) Population
 (Source: Est. from NBS)
83,061

■ Returnees, Feb 2007-Dec 2012
 (Source: IOM)
41,516

Ratio of Returnees to Population

49.98%

KOCH, UNITY



Payams & Bomas		
Payam	Boma	Number of Villages
Boaw	Bieth	4
	Boaw Centre	5
	Boaw Two	5
	Latbang	4
	Marial	4
	Wutlel	6
Gany	Dengdet	15
	Guar	14
	Kuit	13
	Leak	15
	Teah	6
Jaak	Bool	5
	Dajur	4
	Gaap	7
	Guk	6
	Guol	7
	Kuacual	7
	Rier	7
	Tharnor	7
	Tongadol	9
Koch	Bango	5
	Baragoak	4
	Golpieny	4
	Kuach Lual	6
	Matar	3
	Nyaliey	4
	Pachul	4

Payams & Bomas		
Payam	Boma	Number of Villages
Ngony	Bieh	9
	Bieh Kuol	13
	Bouh	15
	Garyian	7
	Koat	5
	Kuernyar	4
	Kuleer	6
	Mirmir	6
	Padiar	14
	Patit	6
	Pilit	6
	Zarbor	4
	Norbor	Gaap
Ganglet		20
Rotkur		19
Tharjiathyieth		12
Pakur	Buath	6
	Dol	4
	Janyjany	4
	Nyalok	5
	Pakur	6
	Roor	5
	Tharyier	7
Wungchot	6	
WuomLiet	6	

Demographic Indicators of Respondents & Land Status

Payam	Main Tribes	Main Languages	Average Household Size (persons)	Main Settlement Types	Main Land Ownerships	Presence of Mines/UXO per Boma
Boaw	Nuer	Nuer	Max 8 Min 4	Permanent Seasonal Temporary	Individual Communal Ancestral	0 of 7
Gany	Nuer	Nuer	Max 16 Min 8	Permanent Seasonal	Individual Communal Ancestral	0 of 5
Jaak	Nuer Dinka	Nuer	Max 13 Min 6	Permanent	Individual Communal Ancestral	1 of 9
Koch	Nuer	Nuer Arabic English	Max 15 Min 7	Permanent Seasonal	Individual Communal Ancestral	0 of 7
Ngony	Nuer Dinka For	Nuer Bari Shilluk	Max 14 Min 7	Permanent	Individual Communal Ancestral	3 of 12
Norbor	Nuer	Nuer	Max 13 Min 6	Permanent Seasonal Temporary	Individual Communal Ancestral Leased	0 of 4
Pakur	Nuer	Nuer	Max 9 Min 4	Permanent Seasonal	Individual Ancestral	0 of 9

KOCH, UNITY

LIVELIHOODS (BQ 2012)

Agricultural Practices & Challenges

Payam	Bomas Engaged in Farming	Food Crops Grown	Production Needs	Major Problems
Boaw	7 of 7	Maize Groundnuts Vegetables	Land Seed Tools Fertilizers Labor Training Tractor Compost fertilizers Ox plough Irrigation equipment	Crop disease Other crop damage Market accessibility Conflict Natural disaster
Gany	5 of 5	Maize Sorghum Sesame Groundnuts Vegetables Millet Cassava	Land Seed Tools Fertilizers Labor Training Tractor Compost fertilizers Ox plough Irrigation equipment	Crop disease Other crop damage Market accessibility Conflict Natural disaster
Jaak	9 of 9	Maize Sorghum Groundnuts	Seed Tools Fertilizers Training Tractor Compost fertilizers Irrigation equipment	Crop disease Other crop damage Conflict Natural disaster
Koch	7 of 7	Maize Sorghum Sesame Groundnuts Vegetables	Land Seed Tools Fertilizers Labor Training Tractor Compost fertilizers Ox plough Irrigation equipment	Crop disease Other crop damage Market accessibility Conflict Natural disaster
Ngony	12 of 12	Maize Sorghum Groundnuts Vegetables	Seed Tools Tractor	Crop disease Other crop damage Market accessibility Conflict Natural disaster

(Agricultural Practices & Challenges Continued)

Payam	Bomas Engaged in Farming	Food Crops Grown	Production Needs	Major Problems
Norbor	4 of 4	Maize Sorghum Groundnuts Vegetables Other	Seed Tools Fertilizers Training Tractor Compost fertilizers Irrigation equipment	Crop disease Other crop damage Market accessibility Conflict Natural disaster
Pakur	9 of 9	Maize Groundnuts	Land Seed Tools Fertilizers Training Tractor Compost fertilizers Ox plough Irrigation equipment	Other crop damage Market accessibility Natural disaster

KOCH, UNITY

Pastoralist Practices, Challenges & Market Access

Payam	Bomas Engaged in Livestock	Primary Livestock	Bomas with Livestock Market	Major Problems
Boaw	7 of 7	Cattle Sheep Goats	1 of 7	Diseases Water Market facilities Conflict Drought/Floods
Gany	5 of 5	Cattle Sheep Goats	1 of 5	Grazing land Diseases Water Market facilities Conflict Drought/Floods
Jaak	8 of 9	Cattle Sheep Goats Other	2 of 9	Grazing land Diseases Water Market facilities Conflict Drought/Floods
Koch	7 of 7	Cattle Sheep Goats Other	1 of 7	Grazing land Diseases Water Market facilities Conflict Drought/Floods
Ngony	11 of 12	Cattle Sheep Goats Other	4 of 12	Grazing land Diseases Water Market facilities Conflict Drought/Floods
Norbor	3 of 4	Cattle Sheep Goats	0 of 4	Grazing land Diseases Water Drought/Floods
Pakur	9 of 9	Cattle Sheep Goats	1 of 9	Diseases Water Drought/Floods

Fishing Practices, Challenges & Alternate Means of Income

Payam	Bomas Engaged in Fisheries	Major Problems	Other Means of Income
Boaw	0 of 7	None	Employment Income generating activities
Gany	4 of 5	Lack of inputs Drought/Floods Storage facility Market facility	Income generating activities Remittance
Jaak	2 of 9	Lack of inputs Storage facility Other	Income generating activities Other
Koch	4 of 7	Lack of inputs Drought/Floods Storage facility Market facility Conflict	Employment Pension Income generating activities Remittance
Ngony	12 of 12	Lack of inputs Drought/Floods Storage facility Market facility Conflict	Income generating activities
Norbor	2 of 4	Lack of inputs Drought/Floods Market facility Conflict	Employment Income generating activities
Pakur	0 of 9	None	Income generating activities

KOCH, UNITY

Shocks & Coping Mechanisms

Payam	Period of Scarcity	Coping with Scarcity	Shocks in Past 2 Years	Coping with Shocks
Boaw	March – Aug	Reduced meals Forest fruit and vegetables Temporary migration	Drought Disease Human epidemic Crop disease Pests	Wait for assistance Migrate Take loan Sell livestock
Gany	Jan – Aug	Loans Reduced meals Forest fruit and vegetables	Drought Floods Disease Human epidemic Crop disease Pests	Wait for assistance Sell livestock
Jaak	Feb – Sept	Loans Reduced meals Forest fruit and vegetables Extended family support Food aid	Drought Disease Human epidemic Crop disease	Take loan Sell livestock Seek support Food from forest
Koch	Year round	Loans Reduced meals Forest fruit and vegetables Temporary migration Extended family support Food aid	Drought Floods Disease Human epidemic Crop disease Pests	Wait for assistance Migrate Take loan Sell livestock
Ngony	Jan – July	Forest fruit and vegetables Temporary migration	Drought Floods Disease Human epidemic Pests Conflict	Migrate Sell livestock
Norbor	Jan – Sept	Reduced meals Forest fruit and vegetables Temporary migration	Drought Floods Disease Crop disease Pests	Wait for assistance Migrate Sell livestock Reduce meal
Pakur	Jan – Aug	Reduced meals Forest fruit and vegetables Temporary migration Extended family support	Drought Floods Disease Human epidemic Crop disease Pests	Wait for assistance Migrate Sell livestock

HEALTH (BQ 2012 & HEALTH TECHNICAL)

Health Facilities by Type, Attendance & Availability of Trained Personnel

Payam	Hospitals	PHCCs	PHCUs	Bomas w/Facilities	Average Annual Facility Attendance ^[1]	Bomas w/Doctor	Bomas w/ MCHW	Bomas w/Nurse
Boaw	0	1	0	1 of 7	10,684	0 of 1	0 of 1	1 of 1
Gany	-	-	-	0 of 5	-	-	-	-
Jaak	0	0	1	1 of 9	-	0 of 1	0 of 1	1 of 1
Koch	1	0	1	1 of 7	519	0 of 3	1 of 3	2 of 3
Ngony	0	0	3	1 of 12	-	0 of 3	0 of 3	1 of 3
Norbor	-	-	-	0 of 4	-	-	-	-
Pakur	0	0	1	1 of 9	23	0 of 1	0 of 1	0 of 1

KOCH, UNITY

^[1] Mean average facility attendance covers facility reported patient intake for 2009-2011.

Health Awareness Raising Activities & Epidemiological Indicators

Payam	Bomas with Education Awareness on HIV/AIDS (Source: BQ)	Facility Conducts Immunization	Top Illness U5s	Past Outbreak	Likely Outbreak
Boaw	1 of 7	1 of 1	Malaria	None	Cholera Meningitis Yellow fever
Gany	0 of 5	-	-	-	-
Jaak	0 of 9	0 of 1	Malaria	Diarrhea	None
Koch	4 of 6	0 of 3	Malaria	None	Typhoid
Ngony	0 of 11	1 of 3	Malaria Pneumonia	None	None
Norbor	1 of 2	-	-	-	-
Pakur	1 of 9	1 of 1	Malaria	Cholera	Cholera Yellow fever

WATER & SANITATION (BQ 2012)

Water Accessibility, Migration & Conflict

Payam	Most Year-Round Accessible Source	Water Accessible to All per Boma	Seasonal Migration	Conflict on Migration Route Due to Competition for Water per Boma	Local Water Conflicts per Boma
Boaw	None	0 of 7	Feb – July	0 of 7	5 of 7
Gany	Borehole	0 of 5	Feb – Apr	0 of 5	1 of 5
Jaak	Borehole	2 of 9	Feb – June	2 of 9	5 of 9
Koch	River Borehole Hafir	1 of 7	Dec – April	4 of 7	5 of 7
Ngony	River	0 of 12	Dec – June	2 of 12	10 of 12
Norbor	River	1 of 4	Dec – June	0 of 4	0 of 4
Pakur	Borehole	1 of 9	Jan – June	1 of 9	0 of 9

Sanitation Facilities & Hygiene Education

Payam	Most Common Latrine Type	Bomas with Hygiene Education in Past 2 Years
Boaw	None	1 of 7
Gany	None	2 of 5
Jaak	None	2 of 9
Koch	Public simple pit Public ventilated pit Household simple toilet Household ventilated pit	6 of 7
Ngony	None	1 of 12
Norbor	None	2 of 4
Pakur	None	1 of 9

EDUCATION (BQ 2012 & EDUCATION TECHNICAL)

School Availability by Grade, Curriculum & Estimated Attendance Rate

Payam	Schools <S4	Schools =S4	Schools <S6	Schools <S8	Curriculums	% Attending ^[1]	% Girls Attending
Boaw	1	-	1	0	New S. Sudan	43%	36%
Gany	1	-	0	0	Old Sudan New S. Sudan	44%	75%
Jaak	0	-	2	0	New S. Sudan	69%	71%
Koch	0	-	1	1	New S. Sudan	37%	62%
Ngony	0	-	1	1	New S. Sudan	35%	37%
Norbor	-	-	-	-	-	-	-
Pakur	1	-	1	0	New S. Sudan	95%	97%

KOCH, UNITY

^[1] Source: BQ 2012.

Causes of School Dropout & Urgent Needs

Payam	Boys Reasons for Dropping Out	Girls Reasons for Dropping Out	Bomas with School	Most Urgent Needs ^[2]
Boaw	Distance Family decision	Distance Early marriage Family decision	2 of 7	Trained teachers
Gany	Family decision Migration	Distance Early marriage	1 of 5	Additional classes
Jaak	Distance Family decision Migration	Distance Early marriage Family decision Migration	2 of 9	Trained teachers
Koch	Distance Family decision Migration	Distance Early marriage Family decision Migration	5 of 7	Trained teachers
Ngony	Distance Migration Other	Early marriage Migration	2 of 12	Trained teachers
Norbor	-	-	0 of 4	Trained teachers
Pakur	Distance Family decision Migration	Distance Early marriage Family decision Migration	2 of 9	Trained teachers

^[2] Source: BQ 2012.

PROTECTION (BQ 2012)

Internal & External Threats & Availability of Rule of Law Institutions

Payam	External Threat	Internal Threat	Women Feel Unsafe per Boma	Bomas with Police Station	Bomas with Traditional Court
Boaw	Drought Hunger Epidemics	Local conflict Domestic violence Violence against women Seasonal road access Crop disease Livestock disease	0 of 7	1 of 7	7 of 7
Gany	Drought Floods Hunger Epidemics	Local conflict Domestic violence Violence against women Seasonal road access Crop disease Livestock disease	4 of 5	1 of 5	5 of 5
Jaak	Armed conflict Drought Floods Hunger Epidemics	Local conflict Domestic violence Violence against women Crop disease Livestock disease	4 of 9	1 of 9	9 of 9
Koch	Armed conflict Drought Floods Hunger Epidemics Other	Local conflict Domestic violence Violence against women Seasonal road access Crop disease Livestock disease	1 of 7	2 of 7	6 of 7
Ngony	Armed conflict Drought Floods Hunger Epidemics	Local conflict Domestic violence Violence against women Seasonal road access Crop disease Livestock disease	12 of 12	2 of 12	12 of 12
Norbor	Armed conflict Floods Hunger Epidemics	Local conflict Domestic violence Violence against women Seasonal road access Crop disease Livestock disease	4 of 4	1 of 4	4 of 4

(Internal & External Threats & Availability of Rule of Law Institutions Continued)

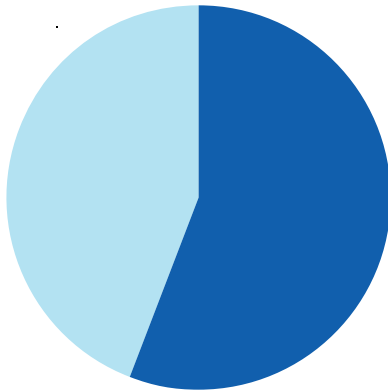
Payam	External Threat	Internal Threat	Women Feel Unsafe per Boma	Bomas with Police Station	Bomas with Traditional Court
Pakur	Armed conflict Drought Hunger Epidemics	Local conflict Domestic violence Violence against women Seasonal road access Crop disease Livestock disease	0 of 9	1 of 9	8 of 9

KOCH, UNITY

COUNTY PROFILE

LEER, UNITY

County Population Information

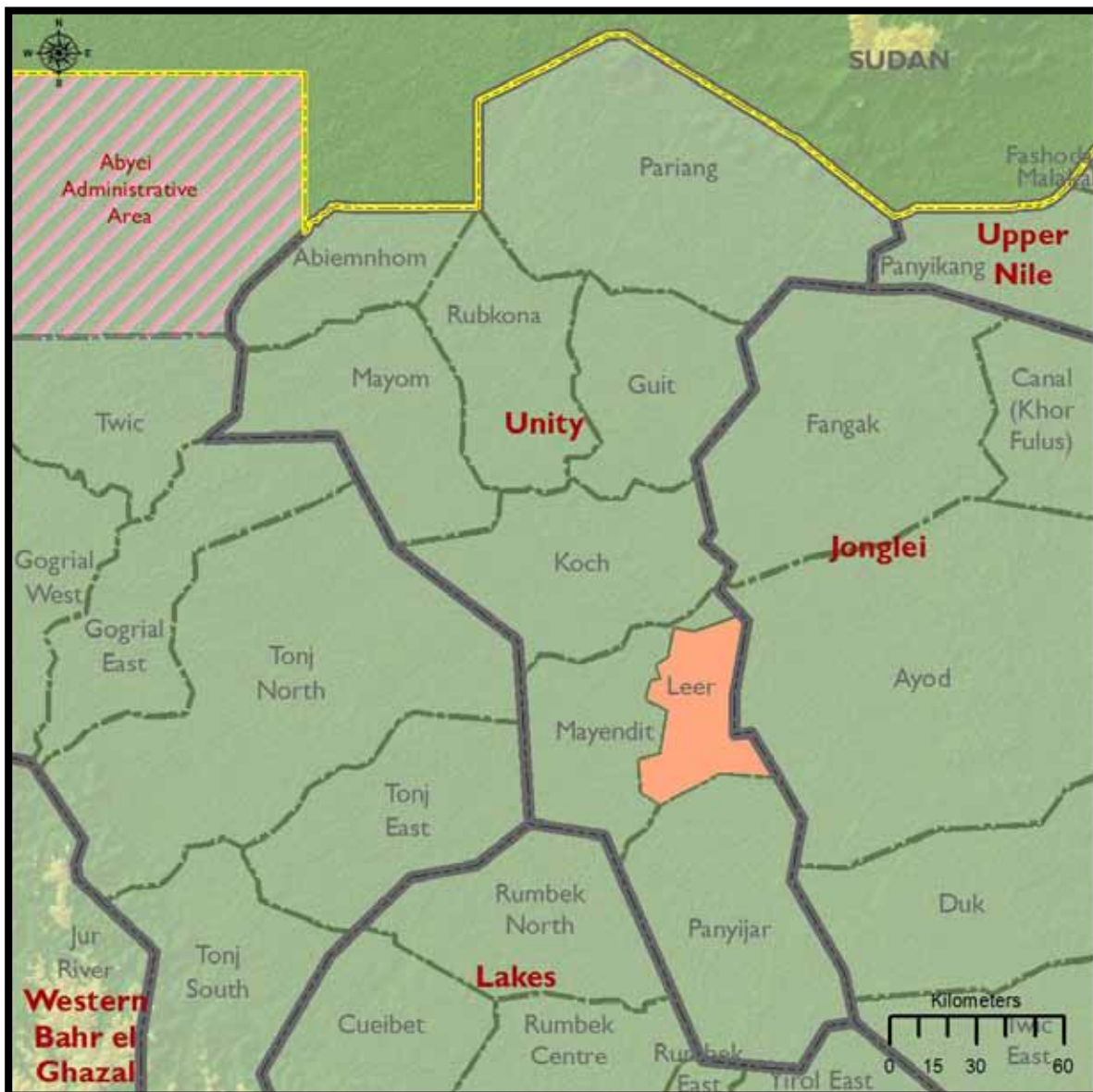


■ Current (2012) Population
 (Source: Est. from NBS)
58,828

■ Returnees, Feb 2007-Dec 2012
 (Source: IOM)
46,237

Ratio of Returnees to Population

78.60%



Payams & Bomas		
Payam	Boma	Number of Villages
Adok	Dindin One	7
	Jiathindol	7
	Kumegap	4
	Liap	6
	Lul	5
	Rubkong	4
Bow	Gear	4
	Koam	9
	Kuerier	6
	Kuur	4
	Padeah	5
	Pak	5
Guat	Dhornor	7
	Guat	12
	Kamriah	6
	Rohm	5
	Rupchay	10
	Yang	5
Juong	Gandor	5
	Ginl	6
	Juong	7
	Nyadiar	7

Payams & Bomas		
Payam	Boma	Number of Villages
Leer	Kaimala	7
	Leer One	7
	Pom Zora	4
	Rubjiech	5
	Rumbek	4
	Thoaw Loka	6
Payak	Baadak	4
	Bhaar	2
	Dindiu Two	3
	Nyony	6
	Paging	5
	Pakueem	4
	Pawieny	4
Pilieny	Dhongayow	5
	Dhornyal	7
	Phanhiam	16
	Pilieny Centre	14
	Wulu Four	8
Thonyor	Dhor Gocni	10
	Dhor Rool	7
	Dhou	14
	Gondiir	7
	Ribek	10
	Wuluk Two	3

LEER, UNITY

Demographic Indicators of Respondents & Land Status

Payam	Main Tribes	Main Languages	Average Household Size (persons)	Main Settlement Types	Main Land Ownerships	Presence of Mines/UXO per Boma
Adok	Nuer Toposa	Nuer Arabic	Max 12 Min 6	Permanent	Individual Ancestral	1 of 6
Bow	Nuer	Nuer English	Max 12 Min 6	Temporary	Ancestral Leased	0 of 6
Guat	Nuer	Nuer	Max 16 Min 8	Permanent	Individual Communal	0 of 6
Juong	Nuer	Nuer	Max 9 Min 5	Permanent Seasonal Temporary	Ancestral	0 of 4
Leer	Nuer Dinka	Nuer Arabic Dinka	Max 17 Min 9	Permanent	Individual Communal	1 of 6
Payak	Nuer	Nuer Nuer (thok)	Max 10 Min 5	Permanent	Individual Communal Ancestral	1 of 7
Pilieny	Nuer	Nuer	Max 8 Min 5	Permanent Seasonal Temporary	Individual Communal	0 of 5
Thonyor	Nuer	Nuer	Max 14 Min 7	Permanent Seasonal	Individual Communal Ancestral	1 of 6

LIVELIHOODS (BQ 2012)

Agricultural Practices & Challenges

Payam	Bomas Engaged in Farming	Food Crops Grown	Production Needs	Major Problems
Adok	6 of 6	Maize Sorghum	Tools Training Tractor	Crop disease Other crop damage Market accessibility Conflict Natural disaster
Bow	6 of 6	Maize Sorghum Sesame Groundnuts Vegetables Millet	Land Seed Tools Fertilizers Labor Training Tractor Ox plough Irrigation equipment	Crop disease Other crop damage Market accessibility Conflict Natural disaster
Guat	6 of 6	Maize Sorghum Sesame Groundnuts Vegetables Millet Cassava	Land Seed Tools Fertilizers Labor Training Tractor Compost fertilizers Ox plough Irrigation equipment	Crop disease Other crop damage Natural disaster
Juong	4 of 4	Maize Sorghum	Seed Tools Fertilizers Labor Training	Crop disease Other crop damage Natural disaster
Leer	6 of 6	Maize Sorghum Sesame Groundnuts Vegetables Cassava Other	Land Seed Tools Fertilizers Labor Training Tractor Compost fertilizers Ox plough Irrigation equipment	Crop disease Other crop damage Market accessibility Conflict Natural disaster

LEER, UNITY

(Agricultural Practices & Challenges continued)

Payam	Bomas Engaged in Farming	Food Crops Grown	Production Needs	Major Problems
Payak	7 of 7	Maize Sorghum Sesame Groundnuts Vegetables	Land Seed Tools Fertilizers Training Tractor Compost fertilizers Ox plough Irrigation equipment	Crop disease Other crop damage Market accessibility Conflict Natural disaster
Pilieny	5 of 5	Maize Sorghum Sesame Groundnuts Vegetables	Seed Tools Labor Training Tractor Ox plough	Crop disease Other crop damage Market accessibility Conflict Natural disaster
Thonyor	6 of 6	Maize Sorghum Sesame Groundnuts Vegetables	Land Seed Tools Fertilizers Labor Training Tractor Compost fertilizers Irrigation equipment	Crop disease Other crop damage Market accessibility Natural disaster

Pastoralist Practices, Challenges & Market Access

Payam	Bomas Engaged in Livestock	Primary Livestock	Bomas with Livestock Market	Major Problems
Adok	6 of 6	Cattle Sheep Goats Other	0 of 6	Grazing land Diseases Water Market facilities Conflict Drought/Floods
Bow	6 of 6	Cattle Sheep Goats	2 of 6	Grazing land Diseases Water Market facilities Conflict Drought/Floods
Guat	6 of 6	Cattle Sheep Goats	1 of 6	Grazing land Diseases Water Market facilities Drought/Floods
Juong	4 of 4	Cattle Sheep Goats	0 of 4	Grazing land Diseases Water Conflict Drought/Floods
Leer	6 of 6	Cattle Sheep Goats Other	2 of 6	Grazing land Diseases Water Market facilities Conflict Drought/Floods
Payak	7 of 7	Cattle Sheep Goats	0 of 7	Grazing land Diseases Water Market facilities Conflict Drought/Floods
Pilieny	4 of 5	Cattle Sheep Goats Other	0 of 5	Grazing land Diseases Water Conflict Drought/Floods
Thonyor	6 of 6	Cattle Sheep Goats	0 of 6	Grazing land Diseases Water Market facilities Drought/Floods

LEER, UNITY

Fishing Practices, Challenges & Alternate Means of Income

Payam	Bomas Engaged in Fisheries	Major Problems	Other Means of Income
Adok	6 of 6	Lack of inputs Droughts/floods Storage facility Market facility Conflict	Income generating activities
Bow	3 of 6	Lack of inputs Droughts/floods Storage facility Market facility Conflict	Employment Income generating activities Remittance Other
Guat	6 of 6	Lack of inputs Droughts/floods Storage facility Market facility	Income generating activities
Juong	3 of 4	Lack of inputs Droughts/floods Storage facility Market facility	Income generating activities
Leer	5 of 6	Lack of inputs Droughts/floods Storage facility Market facility Conflict	Income generating activities
Payak	6 of 7	Lack of inputs Droughts/floods Storage facility Market facility Conflict	Other
Pilieny	5 of 5	Lack of inputs Droughts/floods Storage facility Conflict	Income generating activities
Thonyor	4 of 6	Lack of inputs Droughts/floods Storage facility Market facility	Income generating activities Other

Shocks & Coping Mechanisms

Payam	Period of Scarcity	Coping with Scarcity	Shocks in Past 2 Years	Coping with Shocks
Adok	Jan – July	Loans Reduced meals	Drought Floods Disease Human epidemic Crop disease	Sell livestock
Bow	June – Sept	Food aid	Drought Disease Human epidemic Crop disease Pests	Sell livestock
Guat	Dec- Aug	Reduced meals Forest fruits and vegetables Temporary migration Extended family support Food aid	Drought Floods Human epidemic Crop disease	Sell livestock
Juong	March – Sept	Reduced meals Forest fruits and vegetables	Drought Floods Disease Human epidemic Crop disease Pests	Wait for assistance Migrate
Leer	Aug– Dec	Reduced meals Cash benefits Forest fruits and vegetables Temporary migration	Floods Disease Human epidemic Crop disease Pests Conflict	Wait for assistance Sell livestock
Payak	Feb – July	Loans Reduced meals Forest fruits and vegetables Extended family support Food aid Other	Drought Floods Disease Human epidemic Crop disease Pests Conflict	Sell livestock IGA
Pilieny	Jan – Sept	Loans Reduced meals Cash benefits Forest fruits and vegetables Temporary migration Extended family support Food aid	Floods Disease Human epidemic Crop disease Pests Conflict	Wait for assistance Migrate Sell livestock
Thonyor	Feb – Sept	Cash benefits Forest fruits and vegetables Temporary migration Extended family support Food aid	Drought Floods Disease Human epidemic Crop disease Pests Other	Migrate Sell livestock Other

HEALTH (BQ 2012 & HEALTH TECHNICAL)

Health Facilities by Type, Attendance & Availability of Trained Personnel

Payam	Hospitals	PHCCs	PHCUs	Bomas w/Facilities	Ave. Annual Facility Attendance ^[1]	Bomas w/Doctor	Bomas w/MCHW	Bomas w/Nurse
Adok	0	1	1	2 of 6	197	0 of 2	0 of 2	0 of 2
Bow	0	0	1	1 of 6	-	0 of 1	0 of 1	0 of 1
Guat	-	-	-	0 of 6	-	-	-	-
Juong	-	-	-	1 of 4	-	-	-	-
Leer	1	0	0	3 of 6	51,546	1 of 6	0 of 6	3 of 6
Payak	-	-	-	0 of 7	-	-	-	-
Pilieny	0	0	1	1 of 5	6,233	0 of 1	0 of 1	0 of 1
Thonyor	0	1	0	1 of 6	4,635	0 of 1	0 of 1	1 of 1

^[1] Mean average facility attendance covers facility reported patient intake for 2009-2011.

Health Awareness Raising Activities & Epidemiological Indicators

Payam	Bomas with Education Awareness on HIV/AIDS (Source: BQ)	Facility Conducts Immunization	Top Illness U5s	Past Outbreak	Likely Outbreak
Adok	0 of 5	0 of 2	Malaria	Cholera	Measles
Bow	0 of 4	0 of 1	Malaria Pneumonia Diarrhea	Measles	Cholera Measles
Guat	0 of 6	-	-	-	-
Juong	0 of 4	-	-	-	-
Leer	4 of 6	1 of 6	Malaria Diarrhea Acute respiratory infection	Malaria	Cholera Yellow fever Other Malaria
Payak	2 of 7	-	-	-	-
Pilieny	3 of 5	1 of 1	Malaria	Cholera Malaria	Cholera Measles Yellow fever
Thonyor	0 of 6	1 of 1	Malaria	Malaria Diarrhea	Cholera Measles Meningitis Other Malaria

WATER & SANITATION (BQ 2012)

Water Accessibility, Migration & Conflict

Payam	Most Year-Round Accessible Source	Water Accessible to All per Boma	Seasonal Migration	Conflict on Migration Route Due to Competition for Water per Boma	Local Water Conflicts per Boma
Adok	River Lakepond	1 of 6	None	0 of 6	0 of 6
Bow	Borehole	0 of 6	Jan – July	0 of 6	2 of 6
Guat	River	0 of 6	Jan – May	0 of 6	0 of 6
Juong	River	0 of 4	Jan – April	1 of 4	2 of 4
Leer	Stream Hom	1 of 6	Dec – April	0 of 6	4 of 6
Payak	Stream	4 of 7	Jan – July	0 of 7	3 of 7
Pilieny	River	3 of 5	Jan – June	0 of 5	2 of 5
Thonyor	River Stream Borehole	1 of 6	Dec – June	4 of 6	4 of 6

LEER, UNITY

Sanitation Facilities & Hygiene Education

Payam	Most Common Latrine Type	Bomas with Hygiene Education in Past 2 Years
Bow	Public simple pit	1 of 6
Guat	None	0 of 6
Juong	None	0 of 4
Leer	Public simple pit Household simple toilet Household ventilated pit	4 of 6
Payak	None	0 of 7
Pilieny	None	2 of 5
Thonyor	None	1 of 6

EDUCATION (BQ 2012 & EDUCATION TECHNICAL)

School Availability by Grade, Curriculum & Estimated Attendance Rate

Payam	Schools <S4	Schools =S4	Schools <S6	Schools <S8	Curriculum	% Attending ^[1]	% Girls Attending
Adok	0	0	3	0	New S. Sudan	58%	95%
Bow	0	0	3	0	New S. Sudan	25%	25%
Guat	0	0	3	0	New S. Sudan	25%	75%
Juong	1	2	2	0	Old Sudan New S. Sudan	37%	44%
Leer	2	0	1	5	Kenya New S. Sudan	95%	75%
Payak	0	1	3	1	New S. Sudan	25%	62%
Pilieny	0	0	2	0	New S. Sudan	95%	75%
Thonyor	0	1	1	0	New S. Sudan	95%	100%

^[1] Source: BQ 2012.

Causes of School Dropout & Urgent Needs

Payam	Boys Reasons for Dropping Out	Girls Reasons for Dropping Out	Bomas with School	Most urgent needs ^[2]
Adok	Distance Family decision Migration	Early marriage Family decision	5 of 6	Trained teachers School feeding
Bow	Distance Migration	Distance Early marriage Migration	3 of 6	Trained teachers School feeding
Guat	Distance Migration	Distance Early marriage Migration	4 of 6	School latrines Additional classes
Juong	Distance Family decision Migration	Distance Family decision Migration	2 of 4	Trained teachers Books
Leer	School fees Distance Conflict Family decision Migration	Distance Early marriage Family decision Migration	3 of 6	Trained teachers Additional classes
Payak	Distance Language Family decision Migration Other	School fees Distance Early marriage Family decision Migration	6 of 7	Additional classes
Pilieny	Distance Language Migration Other	Distance Early marriage Family decision Other	3 of 5	Trained teachers Additional classes
Thonyor	Distance Family decision Migration	Distance Early marriage Family decision Migration	2 of 6	Structural maintenance School furniture

LEER, UNITY

^[2] Source: BQ 2012.

PROTECTION (BQ 2012)

Internal & External Threats & Availability of Rule of Law Institutions

Payam	External Threat	Internal Threat	Women Feel Unsafe per Boma	Bomas with Police Station	Bomas with Traditional Court
Adok	Armed conflict Drought Floods Hunger Epidemics	Local conflict Domestic violence Violence against women Seasonal road access Crop disease Livestock disease	4 of 6	3 of 6	6 of 6
Bow	Drought Floods Hunger Epidemics	Local conflict Domestic violence Seasonal road access Crop disease Livestock disease	0 of 6	3 of 6	4 of 6
Guat	Drought Floods Hunger Epidemics	Local conflict Domestic violence Crop disease Livestock disease	5 of 6	0 of 6	6 of 6
Juong	Armed conflict Drought Floods Hunger Epidemics	Local conflict Domestic violence Violence against women Crop disease Livestock disease	3 of 4	2 of 4	3 of 4
Leer	Floods Hunger Epidemics	Local conflict Domestic violence Violence against women Seasonal road access Crop disease Livestock disease	3 of 6	2 of 6	6 of 6
Payak	Drought Floods Hunger Epidemics	Local conflict Domestic violence Violence against women Seasonal road access Crop disease Livestock disease	2 of 7	6 of 7	7 of 7

(Internal & External Threats & Availability of Rule of Law Institutions continued)

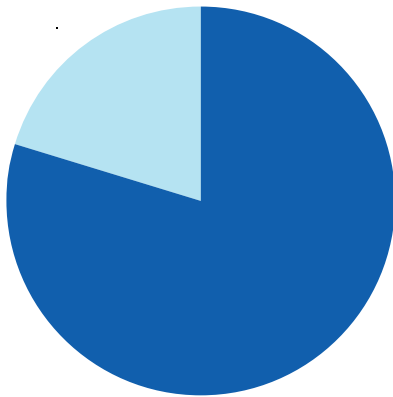
Payam	External Threat	Internal Threat	Women Feel Unsafe per Boma	Bomas with Police Station	Bomas with Traditional Court
Pilieny	Armed conflict Drought Floods Hunger Epidemics	Local conflict Domestic violence Violence against women Seasonal road access Crop disease Livestock disease	3 of 5	1 of 5	4 of 5
Thonyor	Armed conflict Drought Floods Hunger Epidemics	Local conflict Domestic violence Violence against women Seasonal road access Crop disease Livestock disease	2 of 6	2 of 6	3 of 6

LEER, UNITY

COUNTY PROFILE

PANYIJAR, UNITY

County Population Information

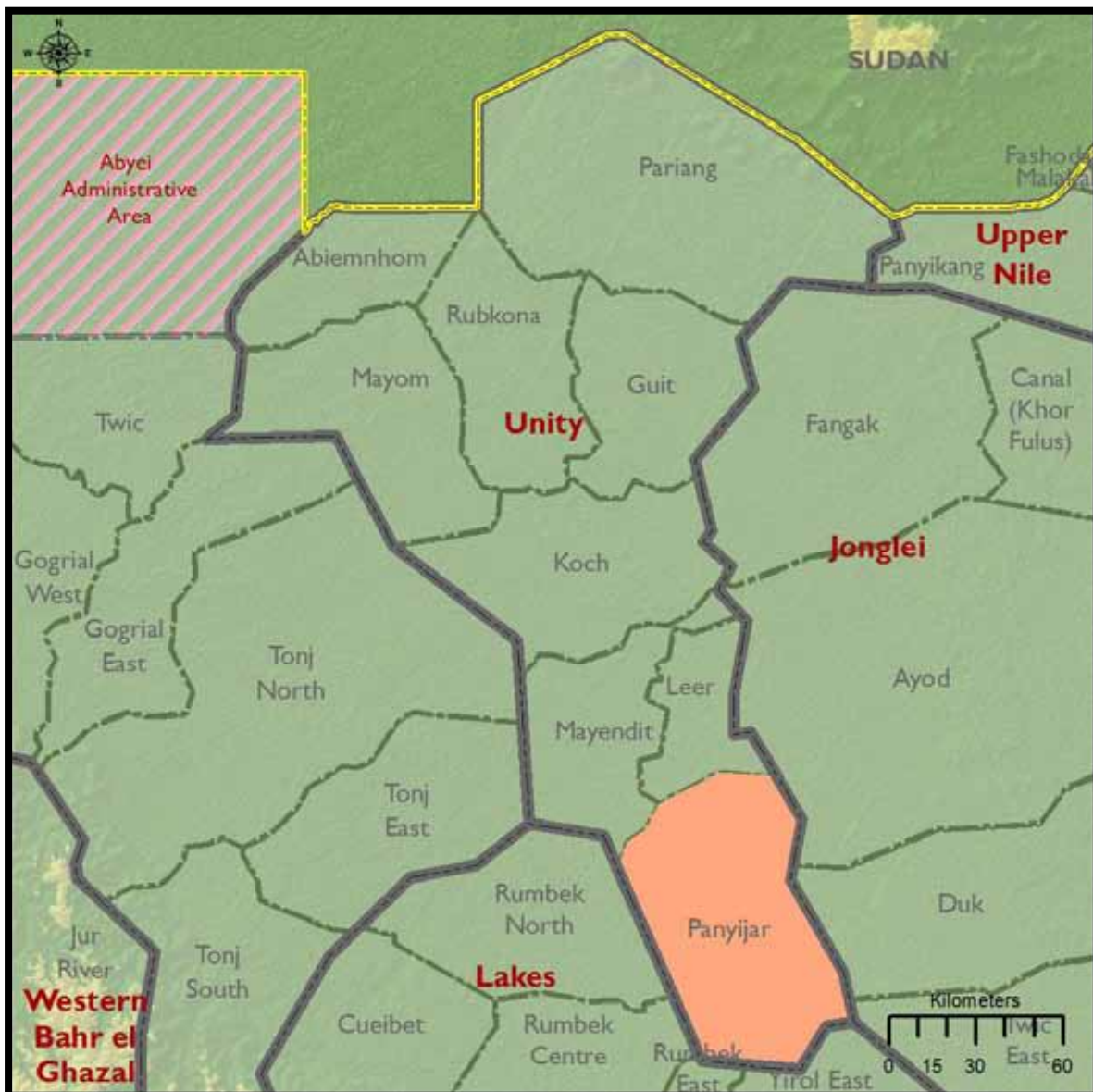


■ Current (2012) Population
 (Source: Est. from NBS)
56,277

■ Returnees, Feb 2007-Dec 2012
 (Source: IOM)
14,122

Ratio of Returnees to Population

25.09%



Payams & Bomas		
Payam	Boma	Number of Villages
Ganyliel	Dekom	9
	Panhial	9
	Patuor	18
	Kol	Jeliw
	Kuol	15
	Machar	19
	Majak	12
	Panyijar	14
	Pathiel	9
Kol	Panyijjar	14
	Kuol	15
	Jeliw	17
	Pathiel	9
	Machar	18
	Majak	12
Mayom	Bor Janni	6
	Garbek	5
	Kanyuhial	12
	Mabil	4
	Maluak	5
	Wuding	5

Nyal	Duong	12
	Janglow	6
	Kueryieka	7
	Nyingoang	10
	Palual	12
Pachak	Tiam	9
	Maper	8
	Morgok	12
Pachar	Nyagang	11
	Guelguok	15
	Makur	12
	Pariel	18
Pachinjok	Youp	7
	Chuaeh	7
	Dhor Luak	6
	Dhor Nyakui	5
	Dhordeang	11
	Nguek	11
	Thil	7
Tharnhom	Dhormanyang	13
	Jiech	14
	Key	10
	Pajarial	10
Tiap	Lieydiet	8
	Pabuong	13
	Taweang	12

PANYIJAR, UNITY

Demographic Indicators of Respondents & Land Status

Payam	Main Tribes	Main Languages	Average Household Size (persons)	Main Settlement Types	Main Land Ownerships	Presence of Mines/UXO per Boma
Ganyiel	Nuer	Nuer Dinka	Max 17 Min 8	Permanent	Ancestral	0 of 3
Kol	Nuer	Nuer	Max 11 Min 5	Permanent	Individual Communal Ancestral	0 of 6
Mayom	Nuer	Nuer	Max 14 Min 7	Permanent	Individual Ancestral	0 of 6
Nyal	Nuer	Nuer	Max 17 Min 9	Permanent	Individual	0 of 6
Pachak	Nuer	Nuer	Max 14 Min 7	Permanent	Individual Communal	0 of 3
Pachar	Nuer	Nuer	Max 16 Min 9	Permanent	Individual Communal Ancestral	0 of 4
Pachinjok	Nuer Dinka	Nuer Dinka	Max 10 Min 5	Permanent	Individual Communal Ancestral	1 of 6
Tharnhom	Nuer	Nuer	Max 15 Min 7	Permanent Seasonal Temporary	Ancestral	0 of 4
Tiap	Nuer	Nuer Thoknaath Dinka	Max 15 Min 8	Permanent	Ancestral	0 of 3

LIVELIHOODS (BQ 2012)

Agricultural Practices & Challenges

Payam	Bomas Engaged in Farming	Food Crops Grown	Production Needs	Major Problems
Ganyiel	3 of 3	Maize Sorghum Sesame Groundnuts Vegetables	Seed Tools Fertilizers Labor Training Tractor Compost fertilizers Ox plough Irrigation equipment	Crop disease Other crop damage Market accessibility Conflict Natural disaster
Kol	6 of 6	Maize Sorghum Sesame Groundnuts Vegetables Millet Cassava Other	Seed Tools Fertilizers Tractor Compost fertilizers Ox plough Irrigation equipment	Crop disease Other crop damage Market accessibility Conflict Natural disaster
Mayom	6 of 6	Maize Sorghum Groundnuts Millet	Seed Tools Fertilizers Tractor Other	Crop disease Other crop damage Market accessibility Conflict Natural disaster
Nyal	6 of 6	Maize Sorghum Sesame Groundnuts Vegetables Millet Cassava Other	Land Seed Tools Fertilizers Labor Training Tractor Compost fertilizers Ox plough Irrigation equipment	Crop disease Other crop damage Market accessibility Conflict Natural disaster
Pachak	3 of 3	Maize Sorghum Sesame Groundnuts Vegetables Cassava	Land Seed Tools Fertilizers Labor Training Tractor Compost fertilizers Ox plough Irrigation equipment	Crop disease Other crop damage Market accessibility Conflict Natural disaster

(Agricultural Practices & Challenges Continued)

Payam	Bomas Engaged in Farming	Food Crops Grown	Production Needs	Major Problems
Pachar	4 of 4	Maize Sorghum Sesame Groundnuts Vegetables Millet Cassava Other	Land Seed Tools Fertilizers Labor Training Tractor Compost fertilizers Ox plough Irrigation equipment	Crop disease Other crop damage Conflict Natural disaster
Pachinjok	6 of 6	Maize Sorghum Sesame Groundnuts Vegetables	Tools Training Tractor Compost fertilizers	Crop disease Other crop damage Market accessibility Conflict Natural disaster
Tharnhom	4 of 4	Maize Sorghum Sesame Groundnuts Millet Cassava	Seed Tools Fertilizers Labor Training Tractor Compost fertilizers Ox plough Irrigation equipment	Crop disease Other crop damage Market accessibility Conflict Natural disaster
Tiap	3 of 3	Maize Sorghum Sesame Groundnuts Millet Cassava	Land Seed Tools Fertilizers Labor Training Tractor Compost fertilizers Ox plough Irrigation equipment	Crop disease Other crop damage Conflict Natural disaster

Pastoralist Practices, Challenges & Market Access

Payam	Bomas Engaged in Livestock	Primary Livestock	Bomas with Livestock Market	Major Problems
Ganyliel	3 of 3	Cattle Sheep Goats	1 of 3	Grazing land Diseases Water Market facilities Conflict Drought/Floods
Kol	6 of 6	Cattle Sheep Goats	3 of 6	Grazing land Diseases Water Market facilities Conflict Drought/Floods
Mayom	6 of 6	Cattle Sheep Goats	1 of 6	Grazing land Diseases Water Market facilities Conflict Drought/Floods
Nyal	6 of 6	Cattle Sheep Goats	2 of 6	Grazing land Diseases Water Market facilities Conflict Drought/Floods
Pachak	3 of 3	Cattle Sheep Goats	1 of 3	Grazing land Diseases Water Market facilities Drought/Floods
Pachar	4 of 4	Cattle Sheep Goats	0 of 4	Grazing land Diseases Water Market facilities Drought/Floods
Pachinjok	6 of 6	Cattle Sheep Goats Other	0 of 6	Grazing land Diseases Water Market facilities Conflict Drought/Floods
Tharnhom	4 of 4	Cattle Sheep Goats Other	0 of 4	Grazing land Diseases Water Conflict Drought/Floods
Tiap	3 of 3	Cattle Sheep Goats Other	1 of 3	Grazing land Diseases Water Market facilities Conflict Drought/Floods

PANYIJAR, UNITY

Fishing Practices, Challenges & Alternate Means of Income

Payam	Bomas Engaged in Fisheries	Major Problems	Other Means of Income
Ganyiel	3 of 3	Lack of inputs Droughts/floods Storage facility Market facility Conflict	Income generating activities
Kol	4 of 6	Lack of inputs Droughts/floods Storage facility Market facility Conflict	Employment Income generating activities
Mayom	6 of 6	Lack of inputs Droughts/floods Storage facility Market facility Conflict	Income generating activities
Nyal	6 of 6	Lack of inputs Droughts/floods Storage facility Market facility	Income generating activities Remittance
Pachak	3 of 3	Lack of inputs Droughts/floods Storage facility Market facility	Income generating activities
Pachar	1 of 4	Lack of inputs Droughts/floods	Income generating activities
Pachinjok	6 of 6	Lack of inputs Droughts/floods Storage facility Market facility Conflict	Income generating activities
Tharnhom	4 of 4	Lack of inputs Droughts/floods Market facility Conflict	Employment Income generating activities Remittance
Tiap	3 of 3	Lack of inputs Droughts/floods Storage facility Market facility Conflict	Income generating activities Remittance

Shocks & Coping Mechanisms

Payam	Period of Scarcity	Coping with Scarcity	Shocks in Past 2 Years	Coping with Shocks
Ganyliel	Feb – Sept	Reduced meals Cash benefits Forest fruit and vegetables Temporary migration Extended family support	Drought Floods Disease Human epidemic Crop disease Pests Conflict	Wait for assistance Migrate Sell livestock
Kol	April – Dec	Cash benefits Forest fruit and vegetables Temporary migration	Floods Disease Crop disease	Migrate Sell livestock
Mayom	April – July	Forest fruit and vegetables	Floods Disease Conflict	Migrate Sell livestock
Nyal	Jan – Aug	Forest fruit and vegetables Other	Drought Floods Disease Human epidemic Crop disease	Sell livestock
Pachak	Jan – Aug	Loans Temporary migration Extended family support Other	Drought Floods Disease Human epidemic Crop disease	Sell livestock
Pachar	Jan – Aug	Cash benefits Forest fruit and vegetables Temporary migration Extended family support Other	Drought Floods Disease Human epidemic Crop disease	Migrate Sell livestock
Pachinjok	Year round	Loans Reduced meals Forest fruit and vegetables Other	Floods Human epidemic Conflict	Migrate Sell livestock
Tharnhom	Feb – Sept	Loans Cash benefits Forest fruit and vegetables Temporary migration Food aid	Floods Disease Human epidemic Crop disease Pests Conflict	Wait for assistance Migrate Take loan Sell livestock
Tiap	Feb – July	Loans Reduced meals Cash benefits Forest fruit and vegetables Other	Drought Floods Disease Human epidemic Crop disease Pests Conflict	Wait for assistance Take loan Sell livestock

HEALTH (BQ 2012 & HEALTH TECHNICAL)

Health Awareness Raising Activities & Epidemiological Indicators

Payam	Bomas with Education Awareness on HIV/AIDS (Source: BQ)	Facility Conducts Immunization	Top Illness U5s	Past Outbreak	Likely Outbreak
Ganyiel	2 of 3	-	-	-	-
Kol	0 of 1	-	-	-	-
Mayom	0 of 6	-	-	-	-
Nyal	2 of 5	-	-	-	-
Pachak	0 of 3	-	-	-	-
Pachar	0 of 0	-	-	-	-
Pachinjok	1 of 6	-	-	-	-
Tharnhom	2 of 3	-	-	-	-
Tiap	2 of 3	-	-	-	-

WATER & SANITATION (BQ 2012)

Water Accessibility, Migration & Conflict

Payam	Most Year-Round Accessible Source	Water Accessible to All per Boma	Seasonal Migration	Conflict on Migration Route Due to Competition for Water per Boma	Local Water Conflicts per Boma
Ganyliel	River Stream Borehole Lakepond	0 of 3	Feb – April	2 of 3	3 of 3
Kol	River Borehole	1 of 6	Dec – April	1 of 6	4 of 6
Mayom	None	1 of 6	Dec – June	0 of 6	3 of 6
Nyal	River	0 of 6	None	0 of 6	0 of 6
Pachak	River	0 of 3	None	0 of 3	0 of 3
Pachar	River	2 of 4	Year round	0 of 4	2 of 4
Pachinjok	River Borehole	1 of 6	Year round	0 of 6	2 of 6
Tharnhom	River Lakepond	2 of 4	Jan – Nov	3 of 4	2 of 4
Tiap	River	2 of 3	None	0 of 3	3 of 3

PANYIJAR, UNITY

Sanitation Facilities & Hygiene Education

Payam	Most Common Latrine Type	Bomas with Hygiene Education in Past 2 Years
Ganyliel	Household simple toilet	1 of 3
Kol	None	1 of 6
Mayom	Household simple toilet	0 of 6
Nyal	None	0 of 6
Pachak	None	2 of 3
Pachar	Public simple pit	0 of 4
Pachinjok	None	1 of 6
Tharnhom	Public ventilated pit Public flush toilet	3 of 4
Tiap	None	3 of 3

EDUCATION (BQ 2012 & EDUCATION TECHNICAL)

School Availability by Grade, Curriculum & Estimated Attendance Rate

Payam	Schools <S4	Schools =S4	Schools <S6	Schools <S8	Curriculum	% Attending ^[1]	% Girls Attending
Ganyliel	0	0	1	0	Old Sudan New S. Sudan	95%	100%
Kol	0	0	2	1	New S. Sudan	100%	100%
Mayom	0	1	1	0	New S. Sudan	95%	25%
Nyal	0	1	3	1	New S. Sudan	29%	54%
Pachak	1	0	0	0	New S. Sudan	42%	67%
Pachar	0	1	1	0	Kenya New S. Sudan Other	25%	95%
Pachinjok	0	1	0	0	New S. Sudan	37%	96%
Tharnhom	0	2	0	0	Old Sudan Kenya New S. Sudan	31%	66%
Tiap	0	1	1	0	Kenya New S. Sudan	100%	100%

^[1] Source: BQ 2012.

Causes of School Dropout & Urgent Needs

Payam	Boys Reasons for Dropping Out	Girls Reasons for Dropping Out	Bomas with School	Most urgent needs ^[2]
Ganyliel	Distance Family decision Migration	Distance Early marriage Family decision Migration	2 of 3	Trained teachers
Kol	Distance Migration	Distance Early marriage	3 of 6	Trained teachers Additional classes
Mayom	Distance Family decision Migration	Distance Conflict Early marriage	3 of 6	Trained teachers Additional classes
Nyal	Distance Family decision	Early marriage	5 of 6	Additional classes
Pachak	Family decision	Early marriage	1 of 3	Additional classes
Pachar	Distance Conflict Other	Distance Conflict Early marriage	2 of 4	Trained teachers Additional classes
Pachinjok	Other	Early marriage	1 of 6	Trained teachers
Tharnhom	Distance Conflict Family decision Migration	Distance Early marriage Family decision Migration	2 of 4	Trained teachers
Tiap	School fees Distance Family decision Other	School fees Distance Early marriage Family decision	2 of 3	Trained teachers

^[2] Source: BQ 2012.

PROTECTION (BQ 2012)

Internal & External Threats & Availability of Rule of Law Institutions

Payam	External Threat	Internal Threat	Women Feel Unsafe per Boma	Bomas with Police Station	Bomas with Traditional Court
Ganyiel	Armed conflict Drought Floods Hunger Epidemics	Local conflict Domestic violence Violence against women Seasonal road access Crop disease Livestock disease	0 of 3	3 of 3	3 of 3
Kol	Floods Hunger Epidemics	Local conflict Domestic violence Violence against women Crop disease Livestock disease	5 of 6	3 of 6	6 of 6
Mayom	Drought Floods Hunger Epidemics	Local conflict Domestic violence Violence against women Seasonal road access Crop disease Livestock disease	6 of 6	4 of 6	6 of 6
Nyal	Floods Hunger Epidemics	Local conflict Domestic violence Crop disease Livestock disease	6 of 6	3 of 6	6 of 6
Pachak	Drought Floods Hunger Epidemics	Domestic violence Crop disease Livestock disease	2 of 3	0 of 3	3 of 3

(Internal & External Threats & Availability of Rule of Law Institutions continued)

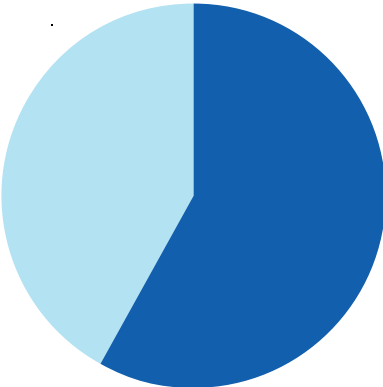
Payam	External Threat	Internal Threat	Women Feel Unsafe per Boma	Bomas with Police Station	Bomas with Traditional Court
Pachar	Armed conflict Drought Floods Hunger Epidemics	Local conflict Domestic violence Violence against women Crop disease Livestock disease	3 of 4	1 of 4	4 of 4
Pachinjok	Armed conflict Drought Floods Hunger Epidemics	Local conflict Domestic violence Violence against women Seasonal road access Crop disease Livestock disease	4 of 6	1 of 6	6 of 6
Tharnhom	Armed conflict Floods Hunger Epidemics	Local conflict Domestic violence Violence against women Crop disease Livestock disease	1 of 4	2 of 4	4 of 4
Tiap	Armed conflict Drought Floods Hunger Epidemics	Local conflict Domestic violence Violence against women Seasonal road access Crop disease Livestock disease	2 of 3	2 of 3	3 of 3

PANYIJAR, UNITY

COUNTY PROFILE

RUBKONA, UNITY

County Population Information



Current (2012) Population
(Source: Est. from NBS)

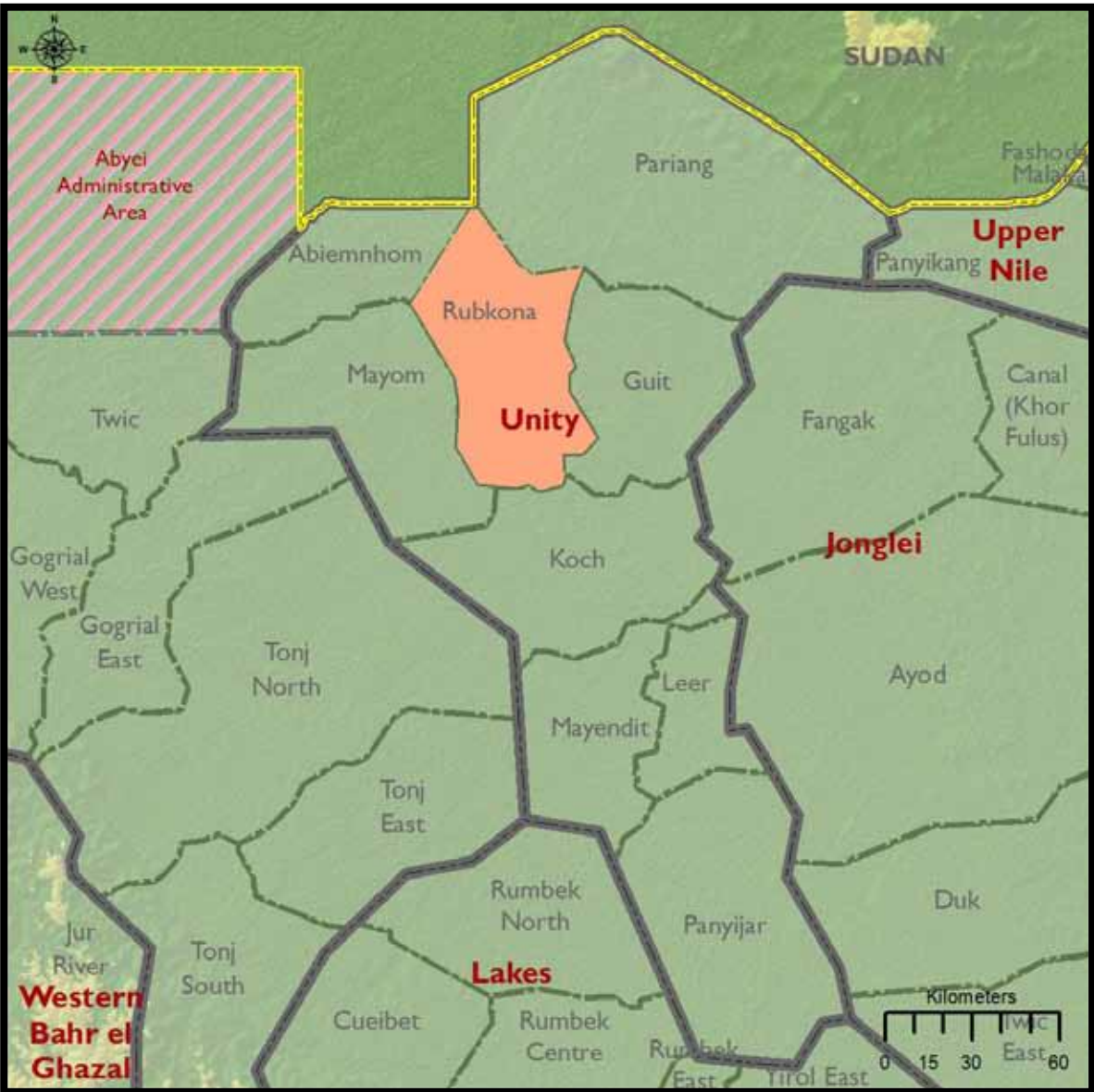
111,212

Returnees, Feb 2007-Dec 2012
(Source: IOM)

79,751

Ratio of Returnees to
Population

71.71%



Payams & Bomas		
Payam	Boma	Number of Villages
Budang	Chotchara 1	2
	Chotchara 2	1
	Mathiang	2
	Nyeromna	2
	Riang	1
	Tharwal	2
	Waa	2
	Wangrial	1
	Wunbut	2
Dhor Bor	Boryian	5
	Buaw	5
	Goulgoul	4
	Kuer Kuny	4
	Kuerdieng	6
	Niek Niek	7
	Nor	7
	Wangkom	8
Kaljak	Biel Chier	3
	Buotong	3
	Diem	4
	Guol Guol	2
	Khuoke	2
	Mairo	2
Ngop	Biel	2
	Biew	3
	Koat	3
	Nyaw	4
	Pawel	3
	Tour	4

Payams & Bomas		
Payam	Boma	Number of Villages
Nhialdiu	Block 2	1
	Block 3	1
	Block 4	1
	Block 8	1
	Block 9	1
	Boor	3
	New Site	3
	Thokyier Chang	2
	Chan Lual	2
Norlamwel	Duar	1
	Kur	1
	Nhialdiu	3
	Tongdol	1
	Tuochluak	1
	Barmalual	3
Rubkona	Kuer thou	2
	Pakur	5
	Paragah	4
	Toang	4
	Yoangany	2
Wathjak	Kur	7
	Riak Nhom	7
	Rub Nyegai	5
	Thar Khan	5
	Wang Lok	5

RUBKONA, UNITY

Demographic Indicators of Respondents & Land Status

Payam	Main Tribes	Main Languages	Average Household Size (persons)	Main Settlement Types	Main Land Ownerships	Presence of Mines/UXO per Boma
Budang	Nuer	Nuer	Max 11 Min 6	Seasonal Temporary	Communal Ancestral	0 of 9
Dhor Bor	Nuer	Nuer	Max 12 Min 9	Permanent Temporary	Individual Communal	0 of 8
Kaljak	Nuer	Nuer	Max 12 Min 6	Permanent Seasonal Temporary	Communal Ancestral	0 of 6
Ngop	Nuer	Nuer	Max 10 Min 6	Permanent	Ancestral	0 of 6
Nhialdiu	Nuer Dinka	Nuer Dinka	Max 16 Min 6	Permanent Temporary Nomadic	Individual Communal Ancestral Leased	3 of 8
Norlamwel	Nuer	Nuer Nuer (Tho) Thoknaath	Max 15 Min 6	Temporary	Individual Communal Ancestral	0 of 6
Rubkona	Nuer	Nuer Arabic	Max 10 Min 5	Permanent Temporary	Individual Communal Ancestral Leased	1 of 6
Wathjak	Nuer	Nuer	Max 17 Min 5	Permanent	Individual Ancestral	0 of 5

LIVELIHOODS (BQ 2012)

Agricultural Practices & Challenges

Payam	Bomas Engaged in Farming	Food Crops Grown	Production Needs	Major Problems
Budang	9 of 9	Maize Groundnuts	Land Seed Tools Fertilizers Labor Training Tractor Compost fertilizers Ox plough Irrigation equipment	Crop disease Other crop damage Market accessibility Conflict Natural disaster
Dhor Bor	8 of 8	Maize Sorghum Sesame Groundnuts Vegetables Other	Seed Tools Fertilizers Labor Training	Crop disease Other crop damage Market accessibility Conflict Natural disaster
Kaljak	6 of 6	Maize Groundnuts	Land Seed Tools Fertilizers Labor Training Tractor Compost fertilizers Ox plough Irrigation equipment	Crop disease Other crop damage Market accessibility Conflict Natural disaster
Ngop	6 of 6	Maize	Seed Tools Training Tractor Compost fertilizers Irrigation equipment	Crop disease Other crop damage Market accessibility Conflict Natural disaster
Nhialdiu	8 of 8	Maize Groundnuts Other	Seed Tools Fertilizers Training Tractor Compost fertilizers Irrigation equipment	Crop disease Other crop damage Market accessibility Conflict Natural disaster

RUBKONA, UNITY

(Agricultural Practices & Challenges continued)

Payam	Bomas Engaged in Farming	Food Crops Grown	Production Needs	Major Problems
Norlamwel	6 of 6	Maize Groundnuts Vegetables Other	Seed Tools Fertilizers Training Tractor Compost fertilizers Irrigation equipment	Other crop damage Market accessibility Conflict Natural disaster
Rubkona	6 of 6	Maize Groundnuts Vegetables Rice Other	Seed Tools Fertilizers Training Tractor Irrigation equipment	Crop disease Other crop damage Natural disaster
Wathjak	5 of 5	Maize Sesame Groundnuts	Seed Tools Fertilizers Training Tractor Compost fertilizers Irrigation equipment	Crop disease Other crop damage Conflict Natural disaster

Pastoralist Practices, Challenges & Market Access

Payam	Bomas Engaged in Livestock	Primary Livestock	Bomas with Livestock Market	Major Problems
Budang	9 of 9	Cattle Sheep Goats Other	0 of 9	Grazing land Diseases Water Market facilities Conflict Drought/Floods
Dhor Bor	8 of 8	Cattle Sheep Goats	0 of 8	Grazing land Diseases Water Market facilities Conflict Drought/Floods
Kaljak	6 of 6	Cattle Sheep Goats	0 of 6	Grazing land Diseases Water Market facilities Conflict Drought/Floods
Ngop	6 of 6	Cattle Sheep Goats	0 of 6	Grazing land Diseases Water
Nhialdiu	8 of 8	Cattle Sheep Goats	3 of 8	Diseases Water Market facilities Conflict Drought/Floods
Norlamwel	6 of 6	Cattle Sheep Goats	0 of 6	Grazing land Diseases Water Market facilities Conflict
Rubkona	6 of 6	Cattle Sheep Goats Other	0 of 6	Grazing land Diseases
Wathjak	5 of 5	Cattle Sheep Goats Other	0 of 5	Grazing land Diseases Water Market facilities Conflict

RUBKONA, UNITY

Fishing Practices, Challenges & Alternate Means of Income

Payam	Bomas Engaged in Fisheries	Major Problems	Other Means of Income
Budang	4 of 9	Lack of inputs Drought/Floods Storage facility Market facility Conflict	Income generating activities Remittance
Dhor Bor	8 of 8	Lack of inputs Drought/Floods Storage facility Market facility Conflict	Employment Income generating activities
Kaljak	2 of 6	Lack of inputs Drought/Floods Market facility Conflict	Employment Income generating activities Remittance
Ngop	0 of 6	None	Income generating activities
Nhialdiu	0 of 8	None	Income generating activities Remittance
Norlamwel	1 of 6	Lack of inputs	Employment Income generating activities
Rubkona	0 of 6	Lack of inputs	Income generating activities Remittance
Wathjak	4 of 5	Lack of inputs Storage facility Market facility	Income generating activities

Shocks & Coping Mechanisms

Payam	Period of Scarcity	Coping with Scarcity	Shocks in Past 2 Years	Coping with Shocks
Budang	March – Aug	Loans Reduced meals Cash benefits Temporary Migration Extended family support Food aid	Floods Disease Crop disease Pests Conflict	Wait for assistance Migrate Sell livestock
Dhor Bor	May – Aug	Reduced meals Forest fruit and vegetables Temporary Migration Food aid	Drought Floods Disease Crop disease Pests Conflict Other	Wait for assistance Migrate Sell livestock
Kaljak	Jan – Aug March – Aug	Loans Reduced meals Forest fruit and vegetables Temporary Migration Extended family support Food aid	Disease Human epidemic Crop disease Pests Conflict	Wait for assistance Migrate Take loan Sell livestock
Ngop	March – Aug	Loans Reduced meals Cash benefits Forest fruit and vegetables Temporary Migration Extended family support	Floods Disease Human epidemic Crop disease Conflict	Migrate Sell livestock
Nhialdiu	May – Aug	Reduced meals Forest fruit and vegetables Temporary Migration Extended family support Food aid Other	Disease Human epidemic Crop disease Conflict Other	Migrate Sell livestock Seek support Fight back Other
Norlamwel	March – Aug	Loans Reduced meals Forest fruit and vegetables Temporary Migration Extended family support Food aid Other	Disease Conflict Other	Wait for assistance Migrate Sell livestock
Rubkona	Feb - Sept	Reduced meals Extended family support Food aid	Disease Human epidemic Crop disease	Wait for assistance Migrate Sell livestock Other
Wathjak	April – Aug	Reduced meals Forest fruit and vegetables Food aid Other	Disease Crop disease Pests	Wait for assistance Migrate Take loan Sell livestock

RUBKONA, UNITY

HEALTH (BQ 2012 & HEALTH TECHNICAL)

Health Facilities by Type, Attendance & Availability of Trained Personnel

Payam	Hospitals	PHCCs	PHCUs	Bomas w/Facilities	Ave. Annual Facility Attendance ^[1]	Bomas w/Doctor	Bomas w/MCHW	Bomas w/Nurse
Budang	-	-	-	0 of 9	-	-	-	-
Dhor Bor	-	-	-	0 of 8	-	-	-	-
Kaljak	0	1	0	1 of 6	-	-	-	-
Ngop	-	-	-	0 of 6	-	-	-	-
Nhialdiu	0	1	0	1 of 8	1,433	-	-	-
Norlamwel	-	-	-	0 of 6	-	-	-	-
Rubkona	-	-	-	0 of 6	-	-	-	-
Wathjak	-	-	-	0 of 5	-	-	-	-

^[1] Mean average facility attendance covers facility reported patient intake for 2009-2011.

Health Awareness Raising Activities & Epidemiological Indicators

Payam	Bomas with Education Awareness on HIV/AIDS (Source: BQ)	Facility Conducts Immunization	Top Illness U5s	Past Outbreak	Likely Outbreak
Budang	0 of 6	-	-	-	-
Dhor Bor	0 of 8	-	-	-	-
Kaljak	1 of 3	1 of 1	Yellow fever	-	Yellow fever
Ngop	0 of 6	-	-	-	-
Nhialdiu	0 of 8	0 of 1	None	-	Cholera Yellow fever
Norlamwel	0 of 6	-	-	-	-
Rubkona	0 of 4	-	-	-	-
Wathjak	0 of 5	-	-	-	-

WATER & SANITATION (BQ 2012)

Water Accessibility, Migration & Conflict

Payam	Most Year-Round Accessible Source	Water Accessible to All per Boma	Seasonal Migration	Conflict on Migration Route Due to Competition for Water per Boma	Local Water Conflicts per Boma
Budang	Spring Borehole	5 of 9	Jan – June	0 of 9	4 of 9
Dhor Bor	River	0 of 8	Jan – Nov	6 of 8	2 of 8
Kaljak	River Borehole	3 of 6	Jan – June	0 of 6	2 of 6
Ngop	Stream Borehole	0 of 6	Jan - June	0 of 6	0 of 6
Nhialdiu	Borehole Tanker	0 of 8	Dec – March	1 of 8	8 of 8
Norlamwel	Borehole	2 of 6	Dec – June	2 of 6	2 of 6
Rubkona	River	4 of 6	Year round	0 of 6	0 of 6
Wathjak	River	3 of 5	Dec – July	4 of 5	1 of 5

Sanitation Facilities & Hygiene Education

Payam	Most Common Latrine Type	Bomas with Hygiene Education in Past 2 Years
Budang	None	0 of 9
Dhor Bor	None	0 of 8
Kaljak	None	0 of 6
Ngop	None	1 of 6
Nhialdiu	None	0 of 8
Norlamwel	None	1 of 6
Rubkona	Household simple toilet	0 of 6
Wathjak	None	0 of 5
Tiap	None	3 of 3

EDUCATION (BQ 2012 & EDUCATION TECHNICAL)

School Availability by Grade, Curriculum & Estimated Attendance Rate

Payam	Schools <S4	Schools =S4	Schools <S6	Schools <S8	Curriculum	% Attending ^[1]	% Girls Attending
Budang	-	-	1	0	New S. Sudan	25%	95%
Dhor Bor	-	-	-	-	-	25%	None
Kaljak	-	-	0	1	New S. Sudan	35%	15%
Ngop	-	-	-	-	-	100%	25%
Nhialdiu	-	-	1	0	New S. Sudan	100%	100%
Norlamwel	-	-	-	-	-	95%	29%
Rubkona	-	-	1	2	New S. Sudan	42%	33%
Wathjak	-	-	1	0	New S. Sudan	37%	12%
Tiap	0	1	1	0	Kenya New S. Sudan	100%	100%

^[1] Source: BQ 2012.

Causes of School Dropout & Urgent Needs

Payam	Boys Reasons for Dropping Out	Girls Reasons for Dropping Out	Bomas with School	Most urgent needs ^[2]
Budang	Distance Family decision	Distance Early marriage Family decision	1 of 9	School feeding
Dhor Bor	-	-	0 of 8	-
Kaljak	Distance Family decision	Distance Family decision	3 of 6	Potable water
Ngop	-	-	0 of 6	-
Nhialdiu	Distance Conflict Family decision	Distance Conflict Early marriage Family decision	2 of 8	School feeding
Norlamwel	-	-	0 of 6	-
Rubkona	School fees Distance Family decision	School fees Early marriage Family decision	3 of 6	None
Wathjak	Family decision	Family decision	1 of 5	Structural maintenance

^[2] Source: BQ 2012.

PROTECTION (BQ 2012)

Internal & External Threats & Availability of Rule of Law Institutions

Payam	External Threat	Internal Threat	Women Feel Unsafe per Boma	Bomas with Police Station	Bomas with Traditional Court
Budang	Armed conflict Floods Hunger Epidemics	Local conflict Domestic violence Violence against women Seasonal road access Crop disease Livestock disease	0 of 9	1 of 9	9 of 9
Dhor Bor	Armed conflict Floods Hunger Epidemics	Local conflict Domestic violence Violence against women Seasonal road access Crop disease Livestock disease	1 of 8	1 of 8	8 of 8
Kaljak	Armed conflict Hunger Epidemics	Local conflict Domestic violence Violence against women Seasonal road access Crop disease Livestock disease	0 of 6	0 of 6	6 of 6
Ngop	Armed conflict Hunger Epidemics	Local conflict Domestic violence Seasonal road access Crop disease Livestock disease	1 of 6	0 of 6	5 of 6
Nhialdiu	Armed conflict Hunger Epidemics	Local conflict Seasonal road access Crop disease Livestock disease	1 of 8	6 of 8	8 of 8
Norlamwel	Armed conflict Floods Hunger	Local conflict Domestic violence Violence against women Seasonal road access Crop disease Livestock disease	0 of 6	1 of 6	6 of 6

RUBKONA, UNITY

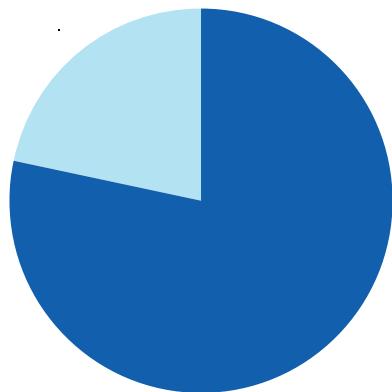
(Internal & External Threats & Availability of Rule of Law Institutions continued)

Payam	External Threat	Internal Threat	Women Feel Unsafe per Boma	Bomas with Police Station	Bomas with Traditional Court
Rubkona	Drought Floods Hunger Epidemics	Domestic violence Seasonal road access Livestock disease	2 of 6	2 of 6	3 of 6
Wathjak	Armed conflict Hunger Epidemics	Local conflict Violence against women Seasonal road access Crop disease Livestock disease	5 of 5	0 of 5	5 of 5

COUNTY PROFILE

MAYIENDIT, UNITY

County Population Information

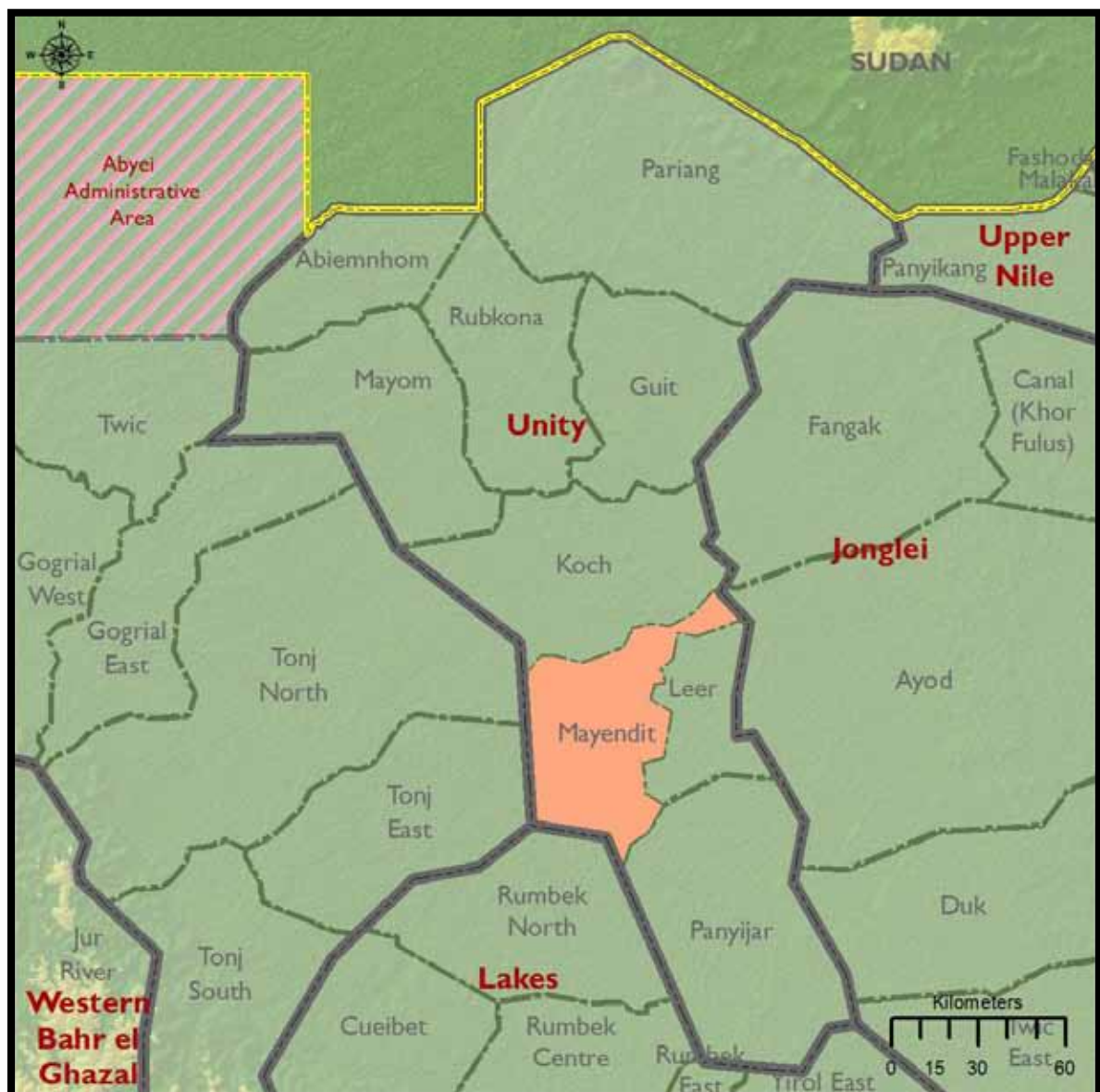


■ Current (2012) Population
 (Source: Est. from NBS)
59,672

■ Returnees, Feb 2007-Dec 2012
 (Source: IOM)
16,462

Ratio of Returnees to Population

27.53%



MAYIENDIT, UNITY

Payams & Bomas		
Payam	Boma	Number of Villages
Babuong	Kuol	5
	Dhorthier	6
	Bathjiop	5
Bor	Thow Kuok	7
	Padeah	5
	Bang Dhol	7
	Puol Lual	6
	Dhorgapni	5
Dablual	Rieri	17
	Biemthuok	18
	Dhorlek	15
	Kah	17
	Tharthep	20
	Nhiar Nhiar	10

Payams & Bomas		
Payam	Boma	Number of Villages
Luom	Thoryiel	20
	Luom	10
Mal	Kech	5
	Chot Lual	5
	Dhorthier	5
Rubkuay	Kangkoi	15
	Rubnor	39
	Jaguar	11
Thaker	Kuok	17
	Maper	10
	Gapriak	6
Tharjiath Bor	Lian	16
	Thor	11
	Malbek	17

Demographic Indicators of Respondents & Land Status

Payam	Main Tribes	Main Languages	Average Household Size (persons)	Main Settlement Types	Main Land Ownerships	Presence of Mines/UXO per Boma
Babuong	Nuer	Nuer	Max 13 Min 6	Permanent	Ancestral	0 of 3
Bor	Nuer	Nuer Dinka English	Max 17 Min 8	Permanent Seasonal	Communal Ancestral	0 of 5
Dablual	Nuer	Nuer Arabic English	Max 22 Min 14	Permanent Seasonal Temporary Nomadic	Individual Communal Ancestral Informal	3 of 6
Luom	Nuer	Nuer English Arabic	Max 11 Min 6	Permanent Seasonal	Individual Communal Ancestral	0 of 2
Mal	Nuer	Nuer	Max 12 Min 6	Permanent	Ancestral	0 of 3
Rubkuay	Nuer	Nuer Dinka	Max 14 Min 6	Permanent	Individual Ancestral	1 of 3
Thaker	Nuer	Nuer	Max 16 Min 8	Permanent	Individual	0 of 3
Tharjiath Bor	Nuer Dinka	Nuer Dinka	Max 9 Min 5	Permanent	Individual Communal Ancestral	0 of 3

LIVELIHOODS (BQ 2012)

Agricultural Practices & Challenges

Payam	Bomas Engaged in Farming	Food Crops Grown	Production Needs	Major Problems
Babuong	3 of 3	Maize Sorghum Other	Seed Tools Tractor Irrigation equipment	Crop disease Other crop damage Conflict Natural disaster
Bor	5 of 5	Maize Sorghum Sesame Groundnuts Vegetables Other	Seed Tools Fertilizers Labor Tractor Compost fertilizers Ox plough Irrigation equipment	Crop disease Other crop damage Market accessibility Conflict Natural disaster
Dablual	6 of 6	Maize Sorghum Sesame Groundnuts Vegetables Millet Cassava Other	Land Seed Tools Fertilizers Labor Training Tractor Compost fertilizers Ox plough Irrigation equipment	Crop disease Other crop damage Market accessibility Conflict Natural disaster
Luom	2 of 2	Maize Sorghum Other	Land Seed Tools Fertilizers Training Tractor Compost fertilizers Ox plough Irrigation equipment	Crop disease Other crop damage Market accessibility Natural disaster
Mal	3 of 3	Maize Sorghum	Tools Tractor Ox plough Irrigation equipment	Crop disease Conflict Natural disaster
Rubkuay	3 of 3	Maize Sorghum Groundnuts	Seed Tools Training Tractor Compost fertilizers	Crop disease Other crop damage Conflict Natural disaster

(Agricultural Practices & Challenges Continued)

Payam	Bomas Engaged in Farming	Food Crops Grown	Production Needs	Major Problems
Thaker	3 of 3	Maize Sorghum Groundnuts Vegetables	Land Seed Tools Fertilizers Labor Training Tractor Compost fertilizers Ox plough Irrigation equipment	Crop disease Other crop damage Natural disaster
Tharjiath Bor	3 of 3	Maize Sorghum Groundnuts Vegetables Other	Seed Tools Tractor Irrigation equipment	Crop disease Other crop damage Market accessibility Conflict

Pastoralist Practices, Challenges & Market Access

Payam	Bomas Engaged in Livestock	Primary Livestock	Bomas with Livestock Market	Major Problems
Babuong	3 of 3	Cattle Sheep Goats	0 of 3	Grazing land Diseases Water Market facilities Conflict Drought/Floods
Bor	5 of 5	Cattle Sheep Goats	1 of 5	Grazing land Diseases Water Market facilities Conflict Drought/Floods
Dablual	6 of 6	Cattle Sheep Goats Other	2 of 6	Grazing land Diseases Water Market facilities Drought/Floods
Luom	2 of 2	Cattle Sheep Goats	0 of 2	Grazing land Diseases Water Conflict Drought/Floods
Mal	3 of 3	Cattle Sheep Goats Other	1 of 3	Grazing land Diseases Water Conflict
Rubkuay	3 of 3	Cattle Sheep Goats	1 of 3	Grazing land Diseases Water Market facilities Conflict Drought/Floods
Thaker	3 of 3	Cattle Sheep Goats	0 of 3	Grazing land Diseases Water Market facilities Drought/Floods
Tharjiath Bor	3 of 3	Cattle Sheep Goats	0 of 3	Grazing land Diseases Water Market facilities Conflict

Fishing Practices, Challenges & Alternate Means of Income

Payam	Bomas Engaged in Fisheries	Major Problems	Other Means of Income
Babuong	3 of 3	Lack of inputs Drought/Floods Storage facility Market facility Conflict	Income generating activities
Bor	5 of 5	Lack of inputs Drought/Floods Storage facility Market facility Conflict	Employment Income generating activities
Dablual	1 of 6	Lack of inputs Drought/Floods Storage facility Market facility	Income generating activities
Luom	1 of 2	Lack of inputs Drought/Floods Storage facility Market facility	Income generating activities
Mal	3 of 3	Lack of inputs Drought/Floods Market facility Conflict	Income generating activities
Rubkuay	3 of 3	Lack of inputs Drought/Floods Storage facility Market facility Conflict	Income generating activities
Thaker	3 of 3	Lack of inputs Drought/Floods Market facility	Income generating activities
Tharjiath Bor	2 of 3	Lack of inputs Drought/Floods Storage facility Market facility Conflict	Income generating activities

Shocks & Coping Mechanisms

Payam	Period of Scarcity	Coping with Scarcity	Shocks in Past 2 Years	Coping with Shocks
Babuong	Feb – Aug	Other	Drought Floods Disease Conflict	Wait for assistance Sell livestock
Bor	Dec – Aug	Reduced meals Cash benefits Forest fruit and vegetables Temporary migration Other	Drought Floods Disease Human epidemic Crop disease Conflict	Wait for assistance Migrate Take loan Sell livestock Food from forest
Dablual	Year round	Cash benefits Forest fruit and vegetables Temporary migration Food aid	Drought Floods Disease Human epidemic Crop disease Pests Conflict	Wait for assistance Migrate Sell livestock
Luom	May – Oct	Loans Food aid Other	Floods Human epidemic Crop disease	Take loan Sell livestock
Mal	June – July	Reduced meals Temporary migration Other	Floods Disease Conflict	Wait for assistance Migrate
Rubkuay	March – April	Loans Other	Floods Disease Human epidemic Conflict	Migrate Take loan Sell livestock Food from forest
Thaker	Jan – Aug	Loans Other	Disease Human epidemic Crop disease	Take loan Sell livestock
Tharjiath Bor	Jan – Aug	Temporary migration Other	Disease Crop disease Pests Conflict	Migrate Sell livestock IGA

HEALTH (BQ 2012 & HEALTH TECHNICAL)

Health Facilities by Type, Attendance & Availability of Trained Personnel

Payam	Hospitals	PHCCs	PHCUs	Bomas w/Facilities	Ave. Annual Facility Attendance ^[1]	Bomas w/Doctor	Bomas w/MCHW	Bomas w/Nurse
Babuong	-	-	-	0 of 3	-	-	-	-
Bor	0	1	0	2 of 5	-	0 of 1	1 of 1	1 of 1
Dablual	0	0	0	2 of 6	996	0 of 1	1 of 1	1 of 1
Luom	0	0	2	1 of 2	2,592	0 of 2	0 of 2	1 of 2
Mal	0	0	1	1 of 3	726	0 of 1	0 of 1	0 of 1
Rubkuay	0	1	0	1 of 3	916	0 of 3	0 of 3	2 of 3
Thaker	0	0	1	1 of 3	8,215	0 of 1	0 of 1	0 of 1
Tharjiath Bor	0	0	2	1 of 3	78	0 of 2	0 of 2	0 of 2

^[1] Mean average facility attendance covers facility reported patient intake for 2009-2011.

Health Awareness Raising Activities & Epidemiological Indicators

Payam	Bomas with Education Awareness on HIV/AIDS (Source: BQ)	Facility Conducts Immunization	Top Illness U5s	Past Outbreak	Likely Outbreak
Babuong	1 of 3	-	-	-	-
Bor	5 of 5	1 of 1	Measles	None	None
Dablual	1 of 6	0 of 0	Malaria	Malaria Diarrhea	Measles Other Malaria
Luom	0 of 2	1 of 1	Malaria Diarrhea	Meningitis	Meningitis
Mal	0 of 3	0 of 1	Diarrhea	None	Cholera
Rubkuay	0 of 3	1 of 3	Malaria	Cholera	Cholera
Thaker	0 of 3	1 of 1	Malaria	Diarrhea	Cholera
Tharjiath Bor	0 of 2	2 of 2	Pneumonia Diarrhea	Cholera Measles Malaria	Cholera Measles

WATER & SANITATION (BQ 2012)

Water Accessibility, Migration & Conflict

Payam	Most Year-Round Accessible Source	Water Accessible to All per Boma	Seasonal Migration	Conflict on Migration Route Due to Competition for Water per Boma	Local Water Conflicts per Boma
Babuong	None	0 of 3	Feb - April	2 of 3	0 of 3
Bor	River Stream Borehole	0 of 5	Jan – April	5 of 5	4 of 5
Dablual	River Borehole Hafir	0 of 6	Jan – Nov	6 of 6	6 of 6
Luom	None	1 of 2	Jan – June	0 of 2	2 of 2
Mal	River Borehole	1 of 3	Feb – Apr	3 of 3	1 of 3
Rubkuay	Borehole	0 of 3	None	0 of 3	3 of 3
Thaker	None	0 of 3	Jan – May	1 of 3	1 of 3
Tharjiath Bor	River	1 of 3	Jan – July	0 of 3	0 of 3

Sanitation Facilities & Hygiene Education

Payam	Most Common Latrine Type	Bomas with Hygiene Education in Past 2 Years
Babuong	None	3 of 3
Bor	None	5 of 5
Dablual	None	0 of 6
Luom	None	0 of 2
Mal	None	1 of 3
Rubkuay	None	0 of 3
Thaker	None	1 of 3
Tharjiath Bor	None	0 of 3

EDUCATION (BQ 2012 & EDUCATION TECHNICAL)

School Availability by Grade, Curriculum & Estimated Attendance Rate

Payam	Schools <S4	Schools =S4	Schools <S6	Schools <S8	Curriculums	% Attending ^[1]	% Girls Attending
Babuong	0	1	-	0	New S. Sudan	75%	67%
Bor	0	0	-	1	New S. Sudan	95%	96%
Dablual	0	3	-	1	New S. Sudan	95%	37%
Luom	1	2	-	0	New S. Sudan	62%	62%
Mal	0	1	-	0	Old Sudan	25%	25%
Rubkuay	0	2	-	1	New S. Sudan	95%	100%
Thaker	0	2	-	0	New S. Sudan	95%	75%
Tharjiath Bor	0	1	-	0	New S. Sudan	25%	95%

^[1] Source: BQ 2012.

Causes of School Dropout & Urgent Needs

Payam	Boys Reasons for Dropping Out	Girls Reasons for Dropping Out	Bomas with School	Most urgent needs ^[2]
Babuong	Family decision Other	Early marriage Family decision	1 of 3	Books
Bor	Distance Family decision Migration	Distance Early marriage Family decision Migration	1 of 5	Books
Dablual	School fees Distance Conflict Language Family decision Migration Other	School fees Distance Conflict Early marriage Family decision Migration Other	4 of 6	Trained teachers Structural maintenance
Luom	Distance Family decision Other	Early marriage Migration Other	1 of 2	Trained teachers
Mal	Distance Conflict Family decision	Distance Early marriage Family decision	2 of 3	Trained teachers
Rubkuay	Distance Conflict Migration	Distance Conflict Early marriage Family decision Migration	3 of 3	Trained teachers
Thaker	Family decision	Early marriage	1 of 3	Additional classes
Tharjiath Bor	Distance Migration	Early marriage Migration	1 of 3	School feeding

^[2] Source: BQ 2012.

PROTECTION (BQ 2012)

Internal & External Threats & Availability of Rule of Law Institutions

Payam	External Threat	Internal Threat	Women Feel Unsafe per Boma	Bomas with Police Station	Bomas with Traditional Court
Babuong	Drought Floods Hunger Epidemics Other	Local conflict Domestic violence Violence against women Seasonal road access Crop disease Livestock disease	3 of 3	1 of 3	3 of 3
Bor	Armed conflict Drought Floods Hunger Epidemics	Local conflict Domestic violence Violence against women Seasonal road access Crop disease Livestock disease	2 of 5	2 of 5	5 of 5
Dablual	Armed conflict Drought Floods Hunger Epidemics Other	Local conflict Domestic violence Crop disease Livestock disease	6 of 6	2 of 6	6 of 6
Luom	Drought Floods Hunger Epidemics	Local conflict Domestic violence Violence against women Seasonal road access Crop disease Livestock disease	0 of 2	0 of 2	2 of 2
Mal	Armed conflict Drought Floods Epidemics	Local conflict Domestic violence Violence against women Crop disease Livestock disease	0 of 3	1 of 3	0 of 3

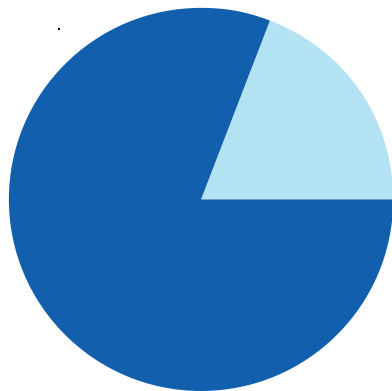
(Internal & External Threats & Availability of Rule of Law Institutions continued)

Payam	External Threat	Internal Threat	Women Feel Unsafe per Boma	Bomas with Police Station	Bomas with Traditional Court
Rubkuay	Armed conflict Drought Floods Hunger Epidemics	Local conflict Domestic violence Violence against women Seasonal road access Crop disease Livestock disease	3 of 3	3 of 3	3 of 3
Thaker	Drought Floods Hunger Epidemics	Domestic violence Seasonal road access Crop disease Livestock disease	3 of 3	0 of 3	2 of 3
Tharjiath Bor	Armed conflict Hunger Epidemics	Local conflict Domestic violence Violence against women Crop disease Livestock disease	3 of 3	1 of 3	2 of 3

COUNTY PROFILE

GUIT, UNITY

County Population Information



Current (2012) Population
(Source: Est. from NBS)

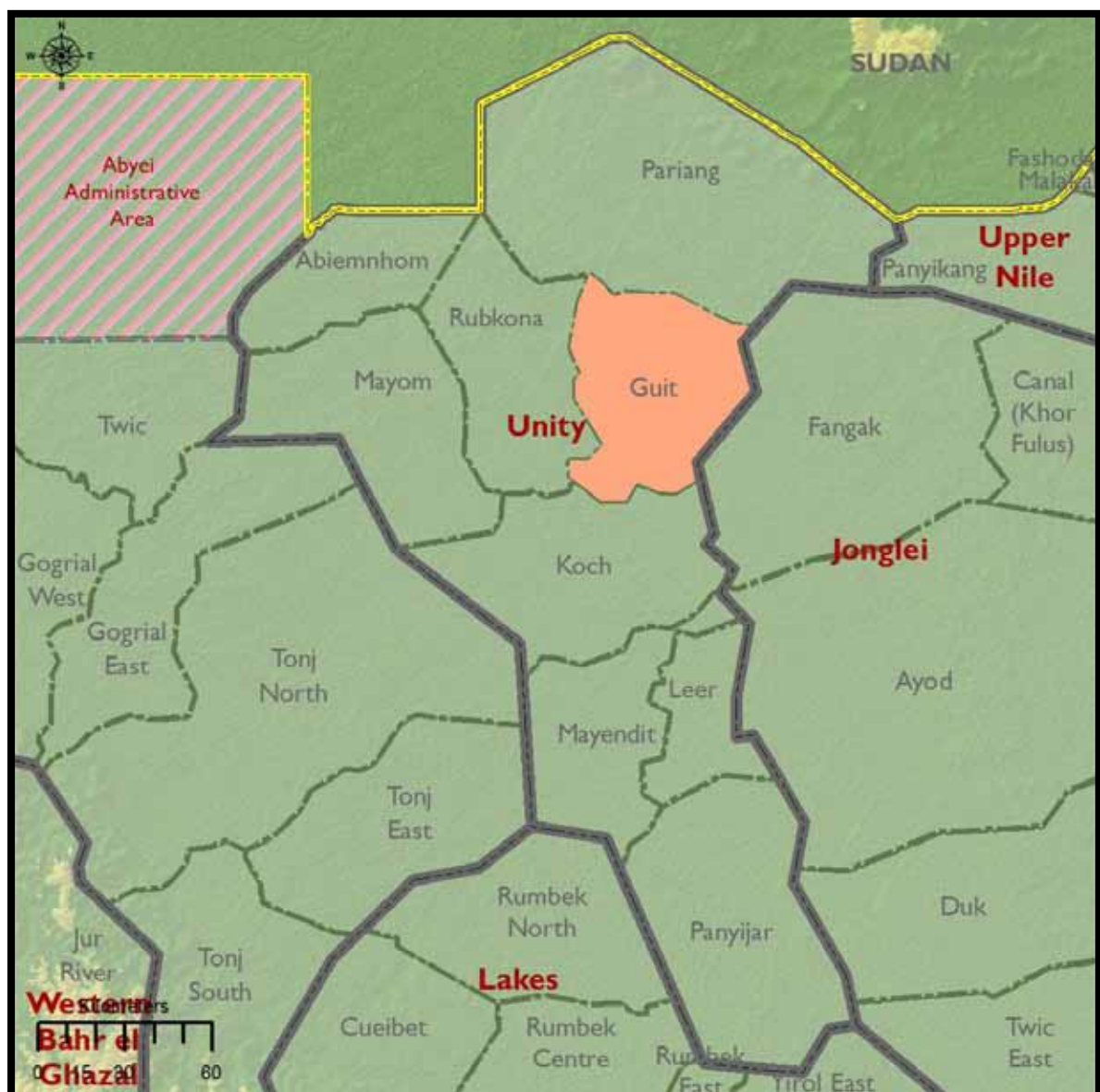
36,618

Returnees, Feb 2007-Dec 2012
(Source: IOM)

8,633

Ratio of Returnees to
Population

23.58%



GUIT, UNITY

Payams & Bomas			Payams & Bomas		
Payam	Boma	Number of Villages	Payam	Boma	Number of Villages
Bil	Kuanyrow	3	Kuerguina	Hioan	6
	Maileek	-		Kuer Lat Jor	5
	Thakuer	4		Toykom	6
Chot Yiel	Bur Ping	7	Nimni	Chiliny	2
	Nyieng	4		Dhorreak	2
	Thoum	5		Pathzuony	2
Kadet	Lathtang	3	Nyathor	Dengbuor	3
	Muomkuan	2		Kogak	2
	Wichruop	2		Kuer thou	2
Kuac	Duar	2	Wathnyona	Hiorgow	5
	Kat	4		Koat Juoy	4
	Kuer Kuol	4		Marial	3

Demographic Indicators of Respondents & Land Status

Payam	Main Tribes	Main Languages	Average Household Size (persons)	Main Settlement Types	Main Land Ownerships	Presence of Mines/UXO per Boma
Bil	Nuer	Nuer	Max 13 Min 5	Permanent	Communal Ancestral	0 of 3
Chot Yiel	Nuer	Nuer Arabic	Max 12 Min 12	Permanent	Communal Ancestral	0 of 3
Kadet	Nuer	Nuer	Max 13 Min 7	Permanent Seasonal Temporary	Communal Ancestral	0 of 3
Kuac	Nuer	Nuer Arabic	Max 13 Min 5	Permanent Temporary	Communal Ancestral	0 of 3
Kuerguina	Nuer	Nuer Arabic	Max 14 Min 8	Permanent Seasonal Temporary	Communal Ancestral	0 of 3
Nimni	Nuer	Nuer Arabic	Max 12 Min 6	Permanent	Communal Ancestral	0 of 3
Nyathor	Nuer	Nuer Arabic	Max 10 Min 6	Permanent	Individual Communal Ancestral	0 of 3
Wathnyona	Nuer	Nuer	Max 15 Min 8	Permanent	Communal Ancestral	1 of 3

LIVELIHOODS (BQ 2012)

Agricultural Practices & Challenges

Payam	Bomas Engaged in Farming	Food Crops Grown	Production Needs	Major Problems
Bil	3 of 3	Maize Sesame Groundnuts	Seed Tools Fertilizer Labor Training Tractor Compost Fertilizers Ox Plough Irrigation Equipment	Crop Disease Crop Damage Market Accessibility Conflict Natural Disaster
Chot Yiel	3 of 3	Maize Groundnuts	Land Seed Tools Fertilizers Training Tractor Compost Fertilizers Ox Plough	Crop Disease Crop Damage Natural Disaster
Kadet	3 of 3	Maize Other Food Crops	Seed Tools Fertilizers Training Tractor Compost Fertilizers Ox Plough Irrigation Equipment	Crop Disease Crop Damage Market Accessibility Natural Disaster
Kuac	3 of 3	Maize Groundnuts	Land Seed Tools Training Tractor Ox Plough	Crop Disease Crop Damage Conflict Natural Disaster
Kuerguina	3 of 3	Maize Groundnuts Millet	Seed Tools Labor Tractor Ox Plough Irrigation Equipment	Crop Disease Crop Damage Market Accessibility Natural Disaster
Nimni	3 of 3	Maize Sorghum	Seed Tools Fertilizers Training Tractor Compost Fertilizers Ox Plough Irrigation Equipment	Crop Disease Crop Damage Market Accessibility Natural Disaster

(Agricultural Practices & Challenges continued)

Payam	Bomas Engaged in Farming	Food Crops Grown	Production Needs	Major Problems
Nyathor	3 of 3	Maize Sorghum Groundnuts Other Food Crops	Seed Tools Fertilizers Training Tractor Compost Fertilizers Irrigation Equipment	Crop Disease Crop Damage Market Accessibility Natural Disaster
Wathnyona	3 of 3	Maize Groundnuts	Seed Tools Labor Training Tractor Ox Plough	Crop Disease Crop Damage Conflict Natural Disaster

Pastoralist Practices, Challenges & Market Access

Payam	Bomas Engaged in Livestock	Primary Livestock	Bomas with Livestock Market	Major Problems
Bil	3 of 3	Cattle Sheep Goats	0 of 3	Grazing Land Disease Water Market Facilities Conflict Droughts & Floods
Chot Yiel	3 of 3	Cattle Sheep Goats	0 of 3	Grazing Land Disease Water Market Facilities Droughts & Floods
Kadet	3 of 3	Cattle Sheep Goats	0 of 3	Grazing Land Disease Water Market Facilities Droughts & Floods
Kuac	3 of 3	Cattle Sheep Goats	1 of 3	Grazing Land Disease Water Conflict Droughts & Floods
Kuerguina	3 of 3	Cattle Sheep Goats	0 of 3	Grazing Land Disease Water Droughts & Floods
Nimni	3 of 3	Cattle Sheep Goats	0 of 3	Grazing Land Disease Market Facilities Droughts & Floods

(Pastoralist Practices, Challenges & Market Access continued)

Payam	Bomas Engaged in Livestock	Primary Livestock	Bomas with Livestock Market	Major Problems
Nyathor	3 of 3	Cattle Sheep Goats	0 of 3	Grazing Land Disease Water Market Facilities Conflict Droughts & Floods
Wathnyona	3 of 3	Cattle Sheep Goats	0 of 3	Disease Water Conflict Droughts & Floods

Fishing Practices, Challenges & Alternate Means of Income

Payam	Bomas Engaged in Fisheries	Major Problems	Other Means of Income
Bil	2 of 3	Lack of Inputs Droughts/Floods Storage Facility Market Facility Conflict	Employment Income-Generating Activities
Chot Yiel	0 of 3	None	Employment Income-Generating Activities
Kadet	3 of 3	Lack of Inputs Droughts/Floods Storage Facility Market Facility	Income-Generating Activities
Kuac	1 of 3	Lack of Inputs	Employment Income-Generating Activities Remittance
Kuerguina	1 of 3	Lack of Inputs Conflict	Employment Income-Generating Activities
Nimni	3 of 3	Lack of Inputs Droughts/Floods Storage Facility Market Facility	Employment Income-Generating Activities
Nyathor	2 of 3	Lack of Inputs Droughts/Floods Storage Facility Market Facility Conflict	Employment Income-Generating Activities
Wathnyona	1 of 3	Lack of Inputs Market Facility	Income-Generating Activities Remittance

Shocks & Coping Mechanisms

Payam	Period of Scarcity	Coping with Scarcity	Shocks in Past 2 Years	Coping with Shocks
Bil	April-May	Loans Reduced Meals Cash Benefits	Floods Disease Human Epidemic Crop Disease	Wait for assistance Sell Livestock
Chot Yiel	January-August	Loans Reduced Meals	Floods Disease Human Epidemic Crop Disease	Wait for assistance Take Loan Sell Livestock
Kadet	January-June	Reduced Meals Forest Fruit and Vegetables Extended Family Support	Floods Disease	Wait for assistance Sell Livestock
Kuac	April-August	Loans Reduced Meals	Floods Disease Human Epidemic Pests	Wait for assistance Take Loan Sell Livestock
Kuerguina	April-August	Reduced Meals Forest Fruit and Vegetables	Floods Disease Human Epidemic Crop Disease Pests Conflict	Wait for assistance Migrate Sell Livestock
Nimni	January-May	Loans Reduced Meals Food Aid	Floods Disease Pests	Migrate Sell Livestock
Nyathor	April-May	Loans Reduced Meals Cash Benefits Extended Family Support	Floods Disease Human Epidemic Crop Disease	Wait for assistance Sell Livestock
Wathnyona	March-September	Reduced Meals Forest Fruit and Vegetables Temporary Migration	Floods Disease Human Epidemic Crop Disease Pests Conflict	Wait for assistance Migrate Sell Livestock

HEALTH (BQ 2012 & HEALTH TECHNICAL)

Health Awareness Raising Activities & Epidemiological Indicators

Payam	Bomas with Education Awareness on HIV/AIDS (Source: BQ)	Facility Conducts Immunization	Top Illness U5s	Past Outbreak	Likely Outbreak
Bil	0 of 3	-	-	-	-
Chot Yiel	1 of 3	-	-	-	-
Kadet	3 of 3	-	-	-	-
Kuac	2 of 3	-	-	-	-
Kuerguina	0 of 3	-	-	-	-
Nimni	0 of 3	-	-	-	-
Nyathor	0 of 3	-	-	-	-
Wathnyona	0 of 3	-	-	-	-

WATER & SANITATION (BQ 2012)

Water Accessibility, Migration & Conflict

Payam	Most Year-Round Accessible Source	Water Accessible to All per Boma	Seasonal Migration	Conflict on Migration Route Due to Competition for Water per Boma	Local Water Conflicts per Boma
Bil	River Borehole	2 of 3	December-May	0 of 3	2 of 3
Chot Yiel	Borehole	0 of 3	None	0 of 3	1 of 3
Kadet	River Stream Borehole	0 of 3	February June	0 of 3	0 of 3
Kuac	Borehole	2 of 3	None	0 of 3	0 of 3
Kuerguina	River Hom Borehole	0 of 3	January-June	1 of 3	2 of 3
Nimni	Stream Borehole	2 of 3	None	0 of 3	0 of 3
Nyathor	River Borehole	1 of 3	January-July	0 of 3	0 of 3
Wathnyona	River	2 of 3	January-June	0 of 2	2 of 3

Sanitation Facilities & Hygiene Education

Payam	Most Common Latrine Type	Bomas with Hygiene Education in Past 2 Years
Bil	-	0 of 3
Chot Yiel	-	1 of 3
Kadet	-	2 of 3
Kuac	-	2 of 3
Kuerguina	-	1 of 3
Nimni	-	0 of 3
Nyathor	-	0 of 3
Wathnyona	-	0 of 3

EDUCATION (BQ 2012 & EDUCATION TECHNICAL)

School Availability by Grade, Curriculum & Estimated Attendance Rate

Payam	Schools <S4	Schools =S4	Schools <S6	Schools <S8	Curriculums	% Attending ^[2]	% Girls Attending
Bil	0	0	0	0	New S. Sudan	58%	50%
Chot Yiel	0	2	0	2	Old Sudan New S. Sudan	75%	58%
Kadet	0	0	2	0	New S. Sudan	-	25%
Kuac	1	1	2	0	New S. Sudan	-	-
Kuerguina	1	0	1	0	New S. Sudan	-	-
Nimni	0	0	0	1	New S. Sudan	-	-
Tharjiath Bor	0	1	-	0	New S. Sudan	25%	95%

^[2] Source: BQ 2012.

Causes of School Dropout & Urgent Needs

Payam	Boys Reasons for Dropping Out	Girls Reasons for Dropping Out	Bomas with School	Most urgent needs ^[1]
Bil	Family Decision	-	1 of 3	School Feeding
Chot Yiel	Distance Family Decision Migration	Distance Early Marriage Family Decision Migration	3 of 3	Structural Maintenance Additional Classes
Kadet	Distance Family Decision Migration	Early Marriage Family Decision	2 of 3	School Furniture Books
Kuac	Distance Conflict Family Decision	Distance Early Marriage Family Decision	3 of 3	Trained Teachers
Kuerguina	Family Decision Migration	Early Marriage Family Decision Migration	1 of 3	School Feeding
Nimni	Distance Family Decision	Distance Early Marriage Family Decision	1 of 3	-
Nyathor	Distance Family Decision Migration	Distance Early Marriage Family Decision Migration	3 of 3	Structural Maintenance Additional Classes Books
Wathnyona	Distance Family Decision Migration	Distance Family Decision Migration	2 of 3	Structural Maintenance Additional Classes

^[1] Source: BQ 2012.

PROTECTION (BQ 2012)

Internal & External Threats & Availability of Rule of Law Institutions

Payam	External Threat	Internal Threat	Women Feel Unsafe per Boma	Bomas with Police Station	Bomas with Traditional Court
Bil	Armed Conflict Floods Hunger Epidemics	Local Conflict Domestic Violence Crop Disease Livestock Disease	1 of 3	0 of 3	3 of 3
Chot Yiel	Armed Conflict Floods Hunger Epidemic	Domestic Violence Violence Against Women Crop Disease Livestock Disease	1 of 3	3 of 3	3 of 3
Chot Yiel	Armed Conflict Floods Hunger Epidemic	Domestic Violence Violence Against Women Crop Disease Livestock Disease	1 of 3	3 of 3	3 of 3
Kadet	Flood Hunger Epidemic	Local Conflict Crop Disease Livestock Disease	1 of 3	1 of 3	3 of 3
Kuac	Floods Hunger Epidemics	Domestic Violence Violence Against Women Seasonal Road Access Crop Disease Livestock Disease	1 of 3	2 of 3	3 of 3
Kuerguina	Armed Conflict Floods Hunger Epidemics	Local Conflict Domestic Violence Crop Disease Livestock Disease	0 of 3	0 of 3	3 of 3

(Internal & External Threats & Availability of Rule of Law Institutions continued)

Payam	External Threat	Internal Threat	Women Feel Unsafe per Boma	Bomas with Police Station	Bomas with Traditional Court
Nimni	Floods Hunger Epidemics	Domestic Violence Seasonal Road Access Crop Disease Livestock Disease	1 of 3	1 of 3	3 of 3
Nyathor	Floods Hunger Epidemics	Local Conflict Crop Disease Livestock Disease	0 of 3	0 of 3	3 of 3
Wathnyona	Armed Conflict Floods Hunger Epidemics	Local Conflict Domestic Violence Violence Against Women Seasonal Road Access Crop Disease Livestock Disease	1 of 3	0 of 3	3 of 3



FORCIER CONSULTING
South Sudan's Research Firm



INTERNATIONAL ORGANIZATION FOR MIGRATION

New Industrial Area • Northern Bari • Juba • South Sudan
Email: iomjuba@iom.int | Web: <http://southsudan.iom.int/>